

2017 CANADIAN ADOPTION ATTITUDES SURVEY

CONDUCTED BY HARRIS POLL ON BEHALF OF THE
DAVE THOMAS FOUNDATION FOR ADOPTION

MARCH 2017




Dave Thomas
Foundation
for Adoption

TABLE OF CONTENTS

	Page
Background and Methodology	3
Executive Summary	8
Detailed Findings	18
<i>Experience with Adoption</i>	19
<i>Adoption Consideration & Preferences</i>	23
<i>Foster Parent Consideration</i>	36
<i>Familiarity & Knowledge of Adoption</i>	42
<i>Opinions of Adoption</i>	48
<i>Evaluation of Healthy Living Arrangements for Children</i>	55
<i>Adoption Information Sources</i>	58
<i>Perceptions of Problems in Adopted Children</i>	64
<i>Perceived Obstacles to Adoption</i>	71
Demographics	77

BACKGROUND AND METHODOLOGY



BACKGROUND AND OBJECTIVES

The Dave Thomas Foundation for Adoption (DTFA) first commissioned Harris Poll in 2012, and again in 2017, to determine Canadians' current level of awareness and knowledge, as well as attitudes and behaviour toward adoption and foster care, trending changes over time.


Specifically looking at:

- Why people adopt or why people do not adopt?
- What are the barriers to foster care adoption?
- What beliefs do people have about foster care adoption and how were those beliefs developed?
- What are the most common sources of information about foster care adoption?
- What are people's concerns about financial support of foster care adoptions?
- What are beliefs around who should be adoptive parents?
- What are the key issues on which the DTFA should be spending their money?
- What is the perceived impact of adoption as a social issue?
- What is the connection between foster care adoption and Wendy's (DTFA)?

METHODOLOGY


- This 2017 tracker was conducted online January 17-24, 2017. A total of 1,007 Canadian adults participated in the survey. The survey was offered in both English and Canadian French.
 - The 2012 tracker was conducted online between July 12th and July 18th, 2012. A total of 1,049 adults participated in the survey. The survey was offered in both English and Canadian French.
- Qualified respondents met the following criteria in each wave of the survey:
 - 18+ years old
 - Canada resident
- Data are weighted to be representative of Canadian adult population by gender, region, race/ethnicity, age, income and education. Data are also weighted to reflect respondents' propensity to be online.

REPORT NOTES

- The percentage of respondents has been included for each item
- An asterisk (*) signifies a value of less than one-half percent (<0.05%)
- A dash (-) represents a value of zero percent (0)
- Percentages may not always total 100% because of computer rounding and/or the acceptance of multiple responses
- Where appropriate, significant differences at 95% confidence between years or subgroups are indicated by a capital letter (e.g., **A**, **B**, **C**); when both trending and subgroup data is shown together (slides 54-57, 86), significant differences between subgroups within a given year are indicated by red boxes 
- Please take note of base sizes for each chart throughout the report. Caution must be taken in analysis and reporting of data among base sizes less than 100. With base sizes less than 100, data should be interpreted directionally, not statistically.

DEFINITIONS OF TYPES OF ADOPTION DISCUSSED

- **Private infant adoption** is the adoption of a child through a licensed adoption agency or adoption attorney.
- **Foster care adoption** is the adoption of a foster child who has been freed for adoption when the birthparents' rights were terminated.
- **International adoption** is the adoption of a child who is a citizen of one country by adoptive parents who are citizens of a different country.



EXECUTIVE SUMMARY

EXECUTIVE SUMMARY

Experience with Adoption

- **In general, reported levels of adoption remain quite low, and personal experiences with adoption are decreasing.**
 - Canadian adults today are less likely to say they were adopted as a child or know someone who has been adopted.
 - While 6 in 10 adopters say they adopted a child through the foster care system, this represents a low percentage of the respondents so caution must be taken in interpreting these results.
- **Around half of Canadian adults know someone adopted through the foster care system and, perhaps due to increased awareness of adoption types, adults may feel more comfortable discussing their own adoptions than in past years.**
 - Overall, awareness of adoption type for friends/family has increased (i.e., they are less likely to say they are “not sure” of the type of adoption).

EXECUTIVE SUMMARY

Potential Adopters

- **Consideration of adoption has increased significantly in the past five years, though, in particular, consideration for adopting through foster care remains stagnant.**
 - Among those who have *not* already adopted a child, those who might consider adopting in the future are higher than that of 2012. For all types of adoption considered, the proportion of adults who are considering it remain largely consistent with 2012 numbers, though private infant adoption rises to the top.
- **Adults considering adoption are significantly more likely to be younger, a minority, already have kids, and have a favourable opinion of adoption.**
 - Adults who are 18-44 or non-whites are more likely than their counterparts to be considering adoption.
 - Those who have a favourable opinion of adoption compared to those with an unfavourable opinion are more likely to be potential adopters, and those with kids are twice as likely as those without kids to be considering.

EXECUTIVE SUMMARY

Adoption Preferences

- **Those considering foster care adoption are serious about it and those not considering it largely cite concerns with the adoption process, or their current situation (i.e., their age, already having kids) as reasons.**
 - A majority of adults considering foster care adoption say they're very/somewhat serious about their consideration much more so than potential international adopters.
 - Reasons for considering foster care adoption are to care/nurture and to help a child in need. Those who aren't considering it cite issues with the process or their current situation.
- **Most Canadian adults have no preference for the gender or race of their future adopted child, though younger children are preferred.**
 - Among those who have either adopted previously or are considering adoption, a majority have no gender preference though those who do have a preference would consider the opposite gender. A slight majority prefer a child younger than 5 years of age though a notable proportion state no preference.
 - While a majority have no race preference, whites significantly prefer a Caucasian child more so than non-whites.

EXECUTIVE SUMMARY

Opinions of Adoption & Information Sources

- **Having ties to adoption – knowing someone who has been adopted or personally considering adoption – leads to increased favourability of both foster care and private adoption. This possibly indicates further opportunity to increase familiarity and therefore increase favourability among those without ties.**
 - Overall, foster care adoption garners more favourable opinions than other types of adoption. These feeling are consistent with 2012.
- **While the ways in which adults are receiving their information about adoption hasn't shifted drastically since 2012, changes are occurring in a few key areas. Digital sources such as Internet search engines and social media are on the rise while the more traditional media of newspapers/magazines are decreasing, providing ample opportunity to start conversations around adoption in digital areas.**
 - Receiving information through a friend/family member or at a local social services agency – more personal settings – remain as top information sources.

EXECUTIVE SUMMARY

Foster Care Adoption – Familiarity & Opinions

- **Familiarity levels with foster care adoption remain consistent since 2012, and low overall, indicating there are opportunities to educate Canadians – likely through digital media and local agencies.**
 - Most commonly, adults receive their information on foster care adoption through family/friends, local social service agencies, Internet search engines, and local foster care agencies. Social media as an information source has increased while TV has decreased since 2012.
- **While familiarity is low, overall opinions of foster care adoption are relatively high. Opinions of foster care parents are also largely positive.**
 - Highly favourable opinions of foster care adoption are significantly higher among those who know someone who has been adopted.

EXECUTIVE SUMMARY

Barriers to Foster Care Adoption

- **Generally, Canadians feel children are placed in foster care after suffering abuse, abandonment, or neglect. Further, while a slight majority of Canadians do feel every child is adoptable, this sentiment is particularly low among men and those 65 and older.**
- **Looking at adoption broadly, a majority feel behavioural issues, mental disability, physical disability and exposure to illegal drugs have a negative impact on adoptability.**
 - Being younger and white is seen as having a positive impact on adoptability.
- **With foster care in particular, children are seen as more likely to have issues related to trust/bonding and behaviour/self control. However, this perception is likely not a deterrent to foster care consideration, as those who have considered foster care adoption are just as likely to feel this way as those who have not (directionally, due to small base size).**
 - These concerns are lessened for children adopted through private infant adoption.

EXECUTIVE SUMMARY


Barriers to Foster Care Adoption - Continued

- **Relative to other adoption types, fewer Canadians cite foster care adoption as expensive or difficult, though perceptions of the difficulty have significantly increased since 2012.**
- **About half cite financial reasons as major concerns of foster care adoption.**
- **Further, a majority of those considering foster care adoption indicate that receiving various financial supports for the adopted child would make a major difference in their decision to pursue.**
- **These sentiments highlight opportunities to increase awareness of resources available to adoptive parents.**


EXECUTIVE SUMMARY

View of Foster Parents

- **Opinions of foster parents are relatively favourable, yet many are unfamiliar with the role of foster parents.**
 - Very few Canadians (8%) say they are extremely or very familiar with how foster parents help abused/neglected children while 3 in 5 are not at all familiar.
 - About 4 in 10 have an extremely or very favourable view of foster parents.
- **While some have considered becoming a foster parent, providing access to adequate resources is unlikely to drive this intent any higher.**
 - Fewer than 3 in 10 adults have considered becoming a foster parent.
 - Nearly three quarters of those *not* considering becoming a foster parent say that even with access to adequate support, they are still somewhat/very unlikely to consider it.



DETAILED FINDINGS

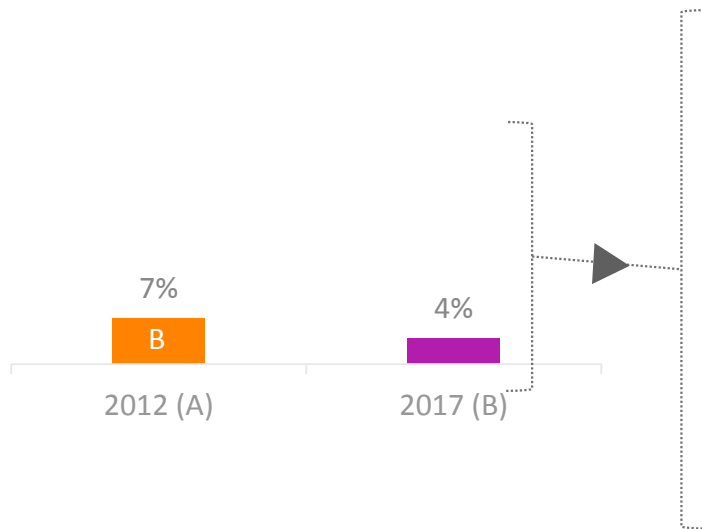


EXPERIENCE WITH ADOPTION

ADULTS WHO WERE ADOPTED

In 2017, with just 4% of Canadian adults saying they were adopted as a child, adults are significantly less likely to say they were adopted compared to 2012. Most commonly, adults indicate they were adopted through a private adoption.

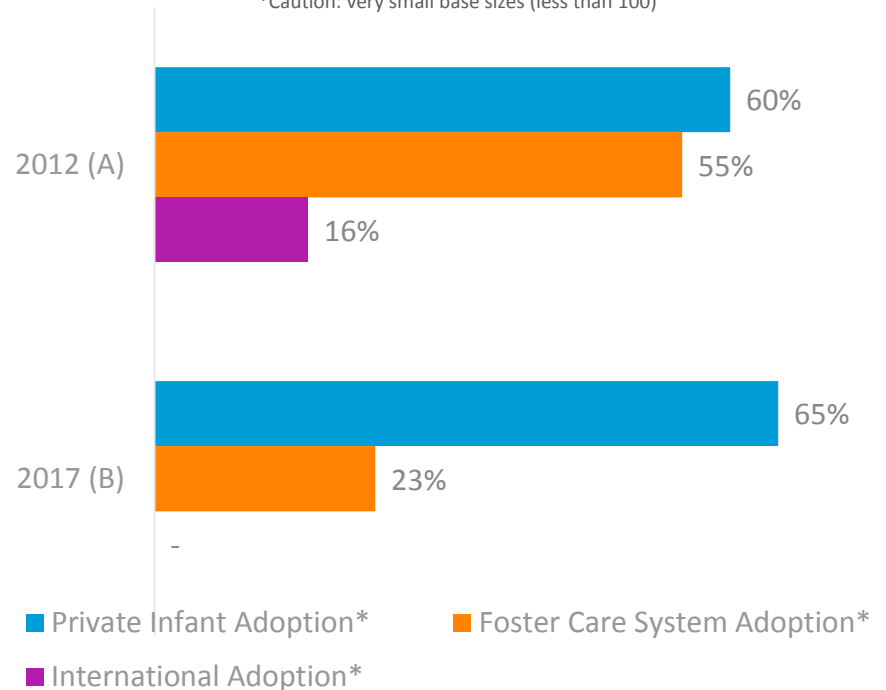
Adopted as a Child (% yes)



Type of Adoption (% yes)

Base: Adopted as a Child

*Caution: very small base sizes (less than 100)



Base: All qualified respondents (2012 n=1049; 2017 n=1007)

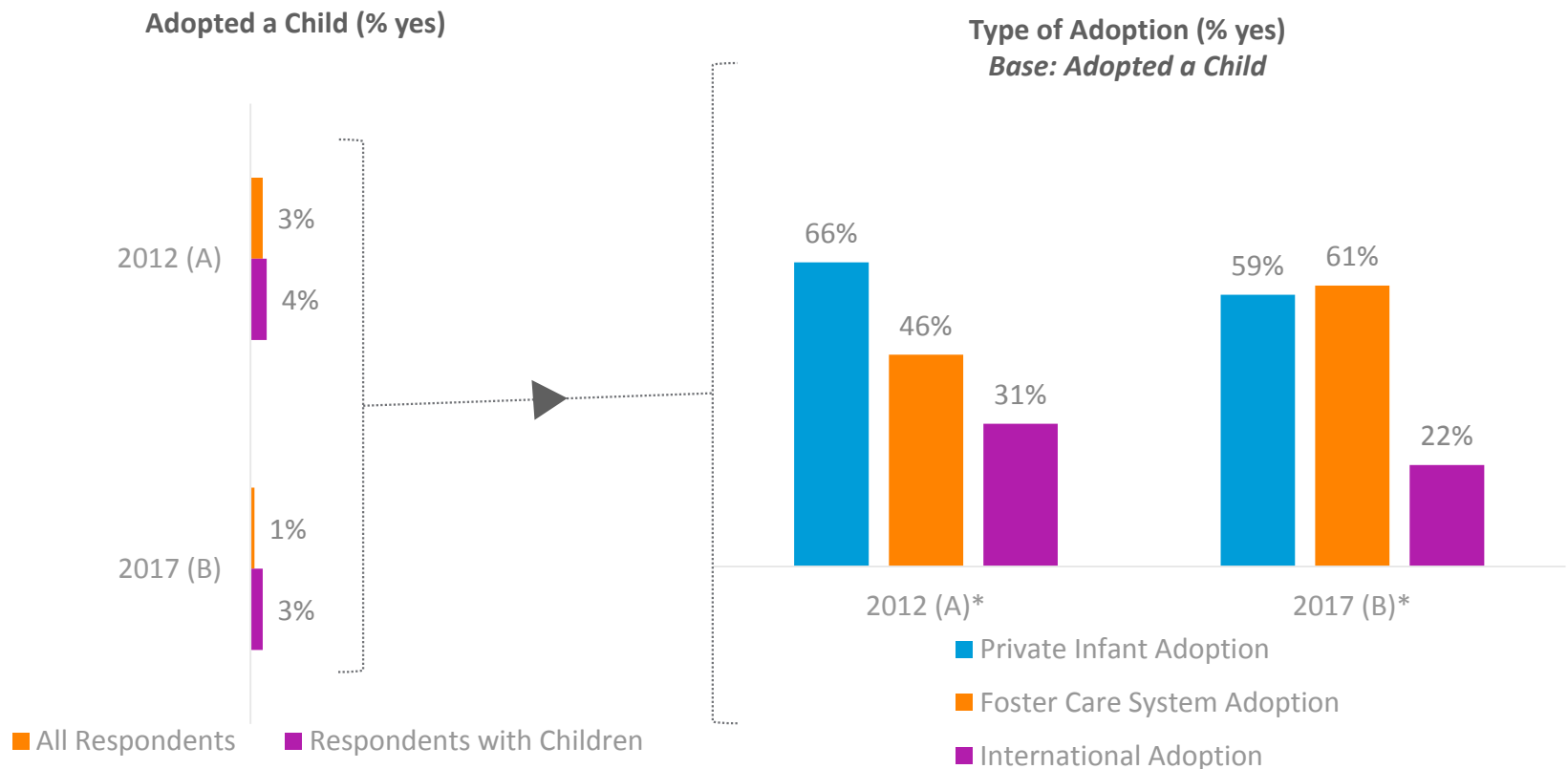
Q705. Were you adopted as a child?

Base: Yes, adopted as a child (2012 n=53/16/8*; 2017 n=43/12/8*)

Q710/Q715/Q720. Were you adopted [as an infant privately in Canada/from Canada foster care system/from another country]? (% yes)

ADULTS WHO ADOPTED A CHILD

This year, just 1% of adults say they have adopted a child. Near equal percentages say they have adopted from private infant adoption or the foster care adoption system.



Base: All qualified respondents (2012 n=1049; 2017 n=1007); respondents with children (2012 n=202; 2017 n=255)

Q725. Have you adopted a child?

Base: Yes, adopted a child (2012 n=36*; 2017 n=17*)

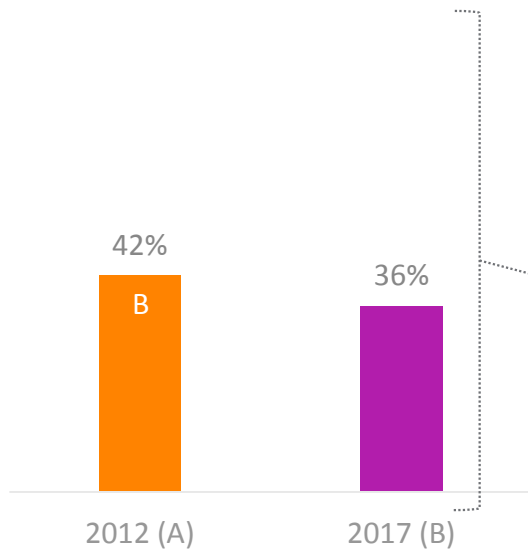
Q731. Did you adopt [an infant privately in Canada/a child from Canadian foster care system/a child from another country]?

*Note: small base size (less than 100)

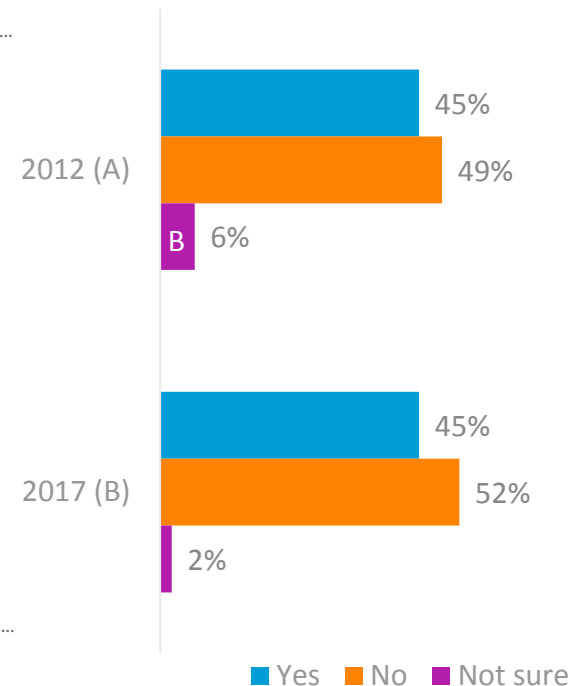
ADULTS WITH INDIRECT TIES TO ADOPTION

Today, over 1 in 3 adults know friends/family who have been adopted - a significant drop from 2012. Just under half of those who know someone adopted say they have been adopted through foster care adoption, on par with 2012 proportions.

Family or Friends Adopted (% yes)



Family or Friends Adopted from Foster Care System
Base: Adults who know someone who has been adopted



Base: All qualified respondents (2012 n=1049; 2017 n=1007)

Q785. Has anyone in your family or among your close friends ever been adopted?

Base: Respondents with family or friends who have been adopted (2012 n=466; 2017 n=360)

Q790. Has anyone in your family or among your close friends ever been adopted from Canadian foster care system?

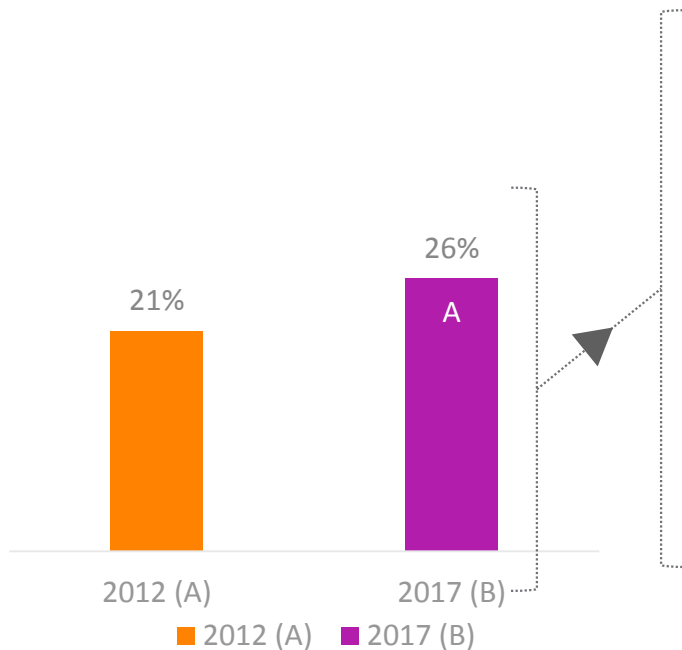


ADOPTION CONSIDERATION & PREFERENCES

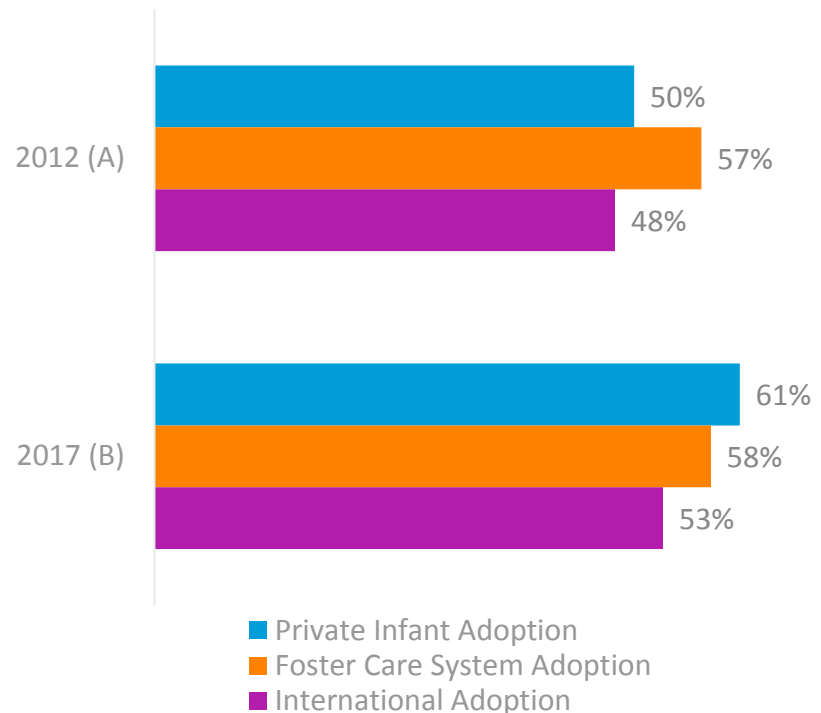
CONSIDERATION OF ADOPTION

Among those who haven't adopted, one quarter have ever considered it, significantly more than in 2012. Among potential adopters, consideration of foster care adoption is on par with 2012 proportions, and private infant adoption is increasing.

Ever Considered Adoption (% yes)
Base: Haven't Adopted/Refuse to Answer



Type of Adoption Considered (% yes)
Base: Ever Considered Adopting



Base: Haven't adopted or refused to answer (2012 n= 1013; 2017 n=990)

Q735. Are you considering or have you ever considered adopting a child?

Base: Considering Or Have Considered Adopting A Child (2012 n=215; 2017 n=251)

Q740/Q750/Q775. Are you considering or have you ever considered adopting a child privately in Canada / from Canadian foster care system/ another country? (% yes)

DEMOGRAPHIC BREAKDOWN OF ADULTS CONSIDERING ADOPTION

ADULTS CONSIDERING ADOPTION ARE MORE LIKELY TO...

Base: Has Not Adopted a Child or Refused to Answer



BE YOUNGER

18-34: 42%
35-44: 31%
45-54: 24%
55-64: 18%
65+: 12%



BE A MINORITY

White: 22%
Non-Whites: 37%

AND...



ALREADY HAVE KIDS

Has Kids: 41%
No Kids: 21%



HAVE A HIGH OPINION OF ADOPTING CHILD FROM FOSTER CARE

Extremely/Very Favourable: 31%
Somewhat/Not Favourable: 18%

Base: Haven't Adopted A Child Or Refused To Answer (n=990)

Q735. Are you considering or have you ever considered adopting a child?

ADULTS CONSIDERING ADOPTION YEAR OVER YEAR

As overall adoption consideration has increased since 2012, nearly all individual demographic groups are more likely to consider adoption as well.

% yes	2012 (A)	2017 (B)
Male	18%	24% A
Female	23%	28% A
18-34	36%	42% A
35-44	24%	31% A
45-54	19%	24% A
55-64	14%	18% A
65+	9%	12% A
High School or Less	12%	18% A
Some College/Associate's Degree	23%	30% A
College Grad	29%	28%
Graduate School	36% B	23%

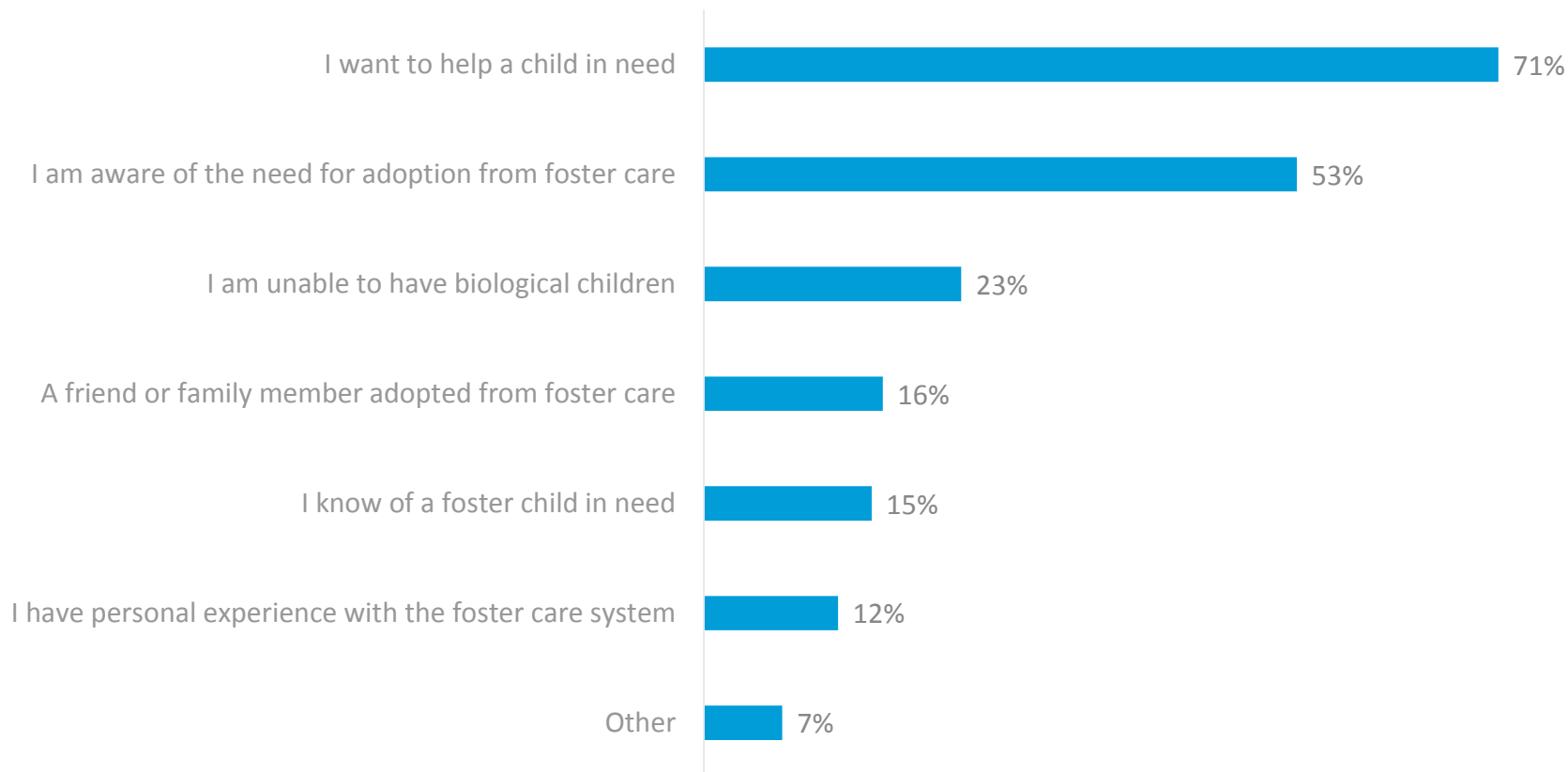
% yes	2012 (A)	2017 (B)
Less than \$25K	21%	20%
\$25K - <\$50K	19%	27% A
\$50K - <\$100K	21%	27% A
\$100K+	23%	29% A
White	18%	22% A
Non-Whites	34%	37%
Single/Never married	20%	29% A
Married	20%	27% A
Living with Partner	20%	29% A
Divorced/Separated/Widowed	23% B	16%

Base: Haven't Adopted A Child Or Refused To Answer (2012 n= 1013; 2017 n=990)
Q735. Are you considering or have you ever considered adopting a child?

REASONS TO ADOPT FROM FOSTER CARE

Over 7 in 10 potential foster care adopters say they would adopt from foster care to help a child in need, and over half say it would be due to their awareness of the need for adoption from foster care.

Reasons to Adopt from Foster Care
Base: Considered Foster Care Adoption



Base: Respondents who are considering foster care adoption (n=182)

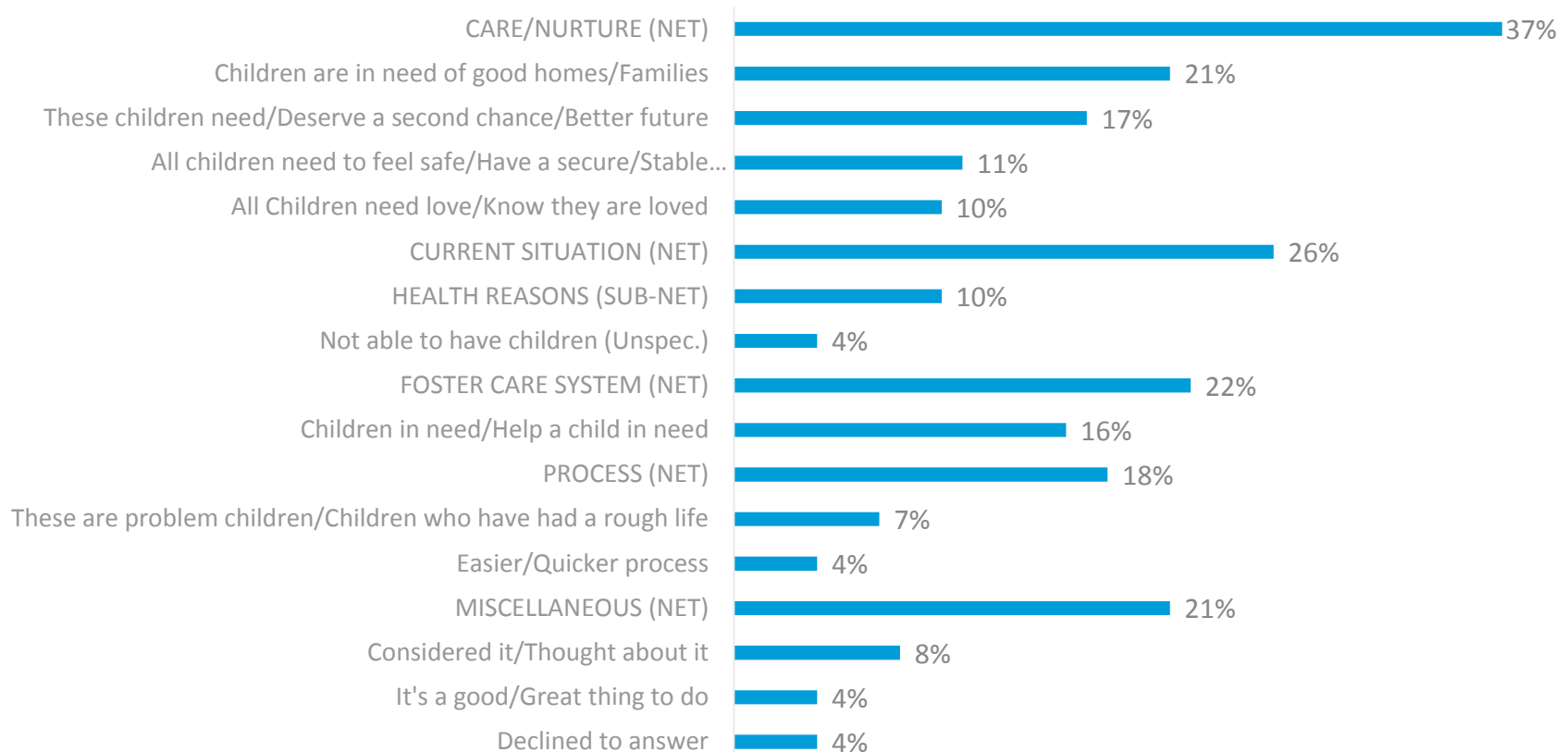
Q1000. Which of the following are reasons you would adopt from Canadian foster care system?

REASONS FOR CONSIDERING FOSTER CARE ADOPTION

Adults are most commonly considering foster care adoption for altruistic reasons – to help a child in need or because of the amount of kids in foster care. However, one quarter also identify their current situation (including family, health, affordability, and other) – as a key factor.

Reasons for Considering Foster Care Adoption [Open-End]

Base: Considered Foster Care Adoption



Base: Respondents who are considering or have considered adopting from foster care system (n=182)

Q755. Why have you considered or are considering adopting a child from Canada foster care system? [OPEN-END]

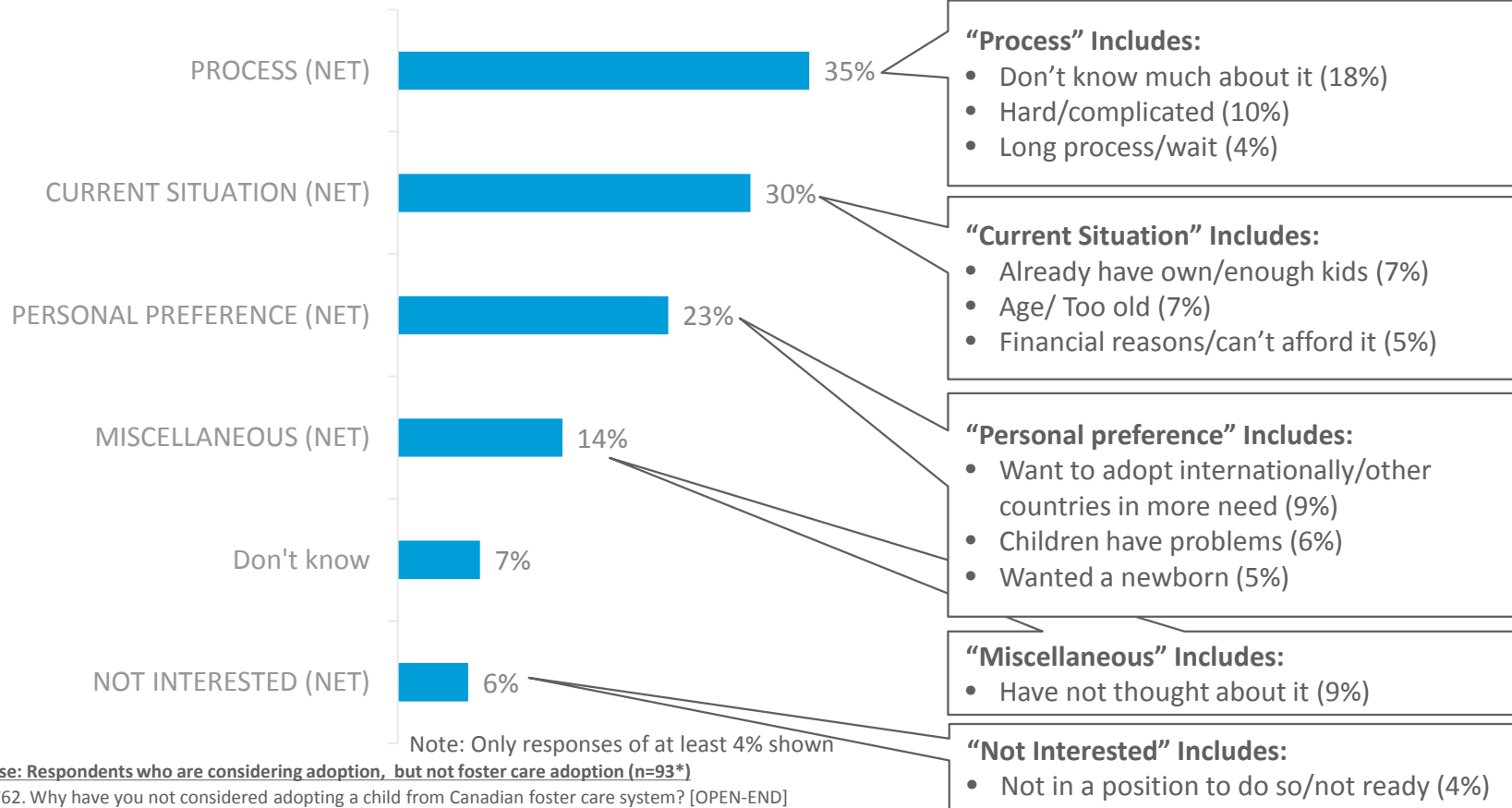
Note: Only responses of at least 4% shown

REASONS FOR NOT CONSIDERING FOSTER CARE ADOPTION

Of those considering adoption, but not foster care adoption, over one third cite the process (including not knowing much about it, that it's complicated and/or long) as a reason for not considering foster care.

Reasons for Not Considering Foster Care Adoption
Base: Considered Adoption, But Not Foster Care Adoption

*Note: small base size (less than 100)



Note: Only responses of at least 4% shown

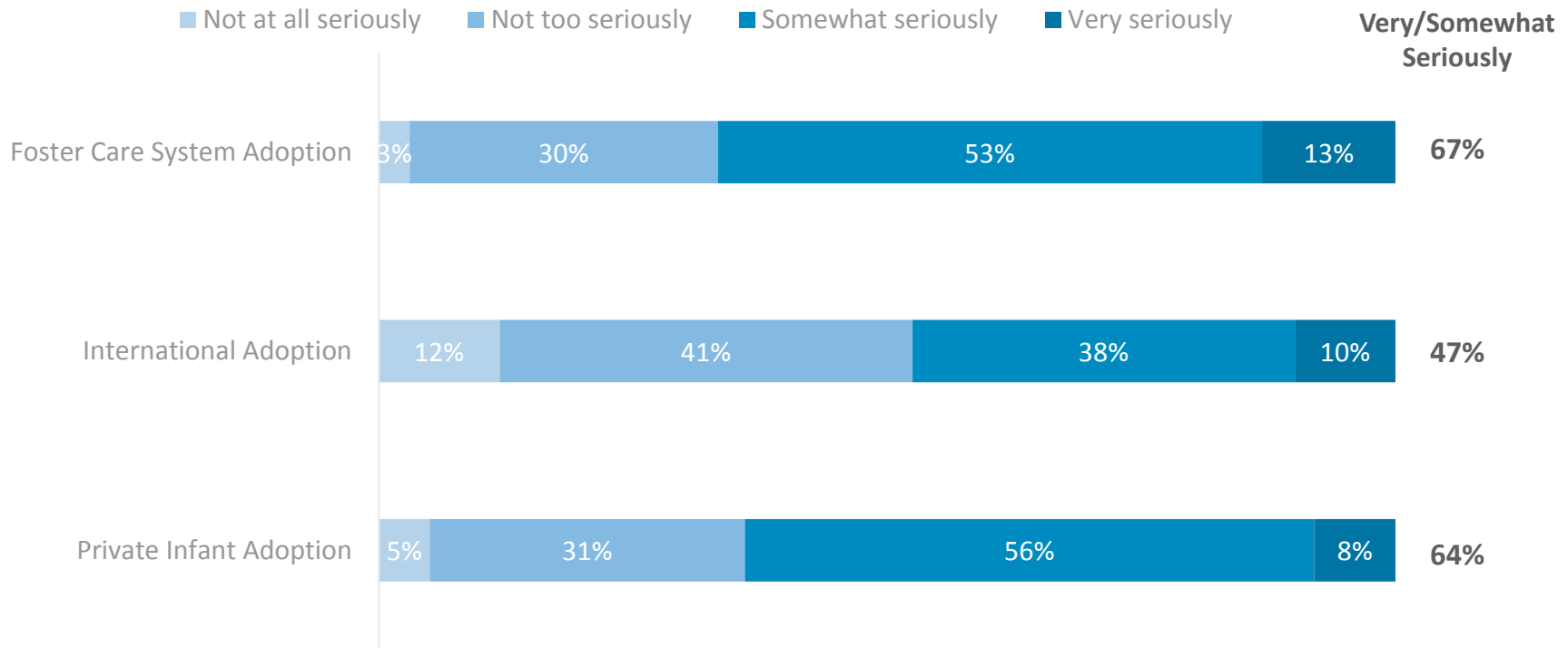
Base: Respondents who are considering adoption, but not foster care adoption (n=93*)

Q762. Why have you not considered adopting a child from Canadian foster care system? [OPEN-END]

SERIOUSNESS OF ADOPTION CONSIDERATION

Two thirds of foster care considerers say they're seriously considering foster care adoption.

Seriousness of Consideration for Each Type of Adoption
Base: Considered International/Foster Care/Private Adoption



Base: Yes, have considered adopting a child through... Private Adoption (n=147); Foster Care System (n=182); International Adoption (n=165)
 Q745/Q765/Q780. How seriously are you considering or have you considered [adopting a child through]...?

SERIOUSNESS OF ADOPTION CONSIDERATION YEAR OVER YEAR

Very serious consideration of foster care system adoption has remained stagnant since 2012, however, somewhat serious consideration is increasing.

Reasons for Not Considering Foster Care Adoption
Base: Considered International/Foster Care/Private Adoption

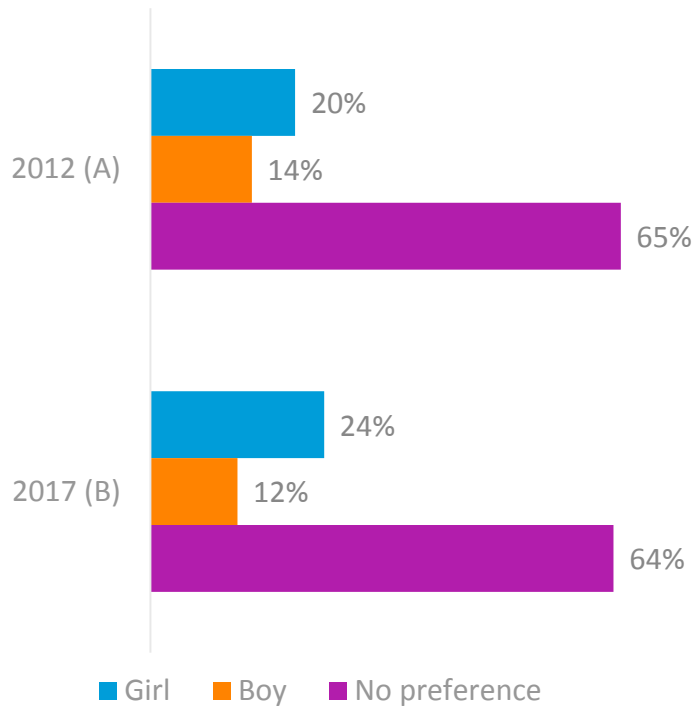
	Private Infant Adoption		Foster Care System Adoption		International Adoption	
	2012 (A)	2017 (B)	2012 (A)	2017 (B)	2012 (A)	2017 (B)
Very seriously	14%	18%	15%	13%	10%	10%
Somewhat seriously	39%	56% A	40%	53%	33%	38%
Not too seriously	37%	31%	36%	30%	41%	41%
Not at all seriously	9%	5%	10%	3%	15%	12%

Base: Yes, have considered adopting a child (2012 n=107/171/127; 2017 n=147/182/165
Q745/Q765/Q780. How seriously are you considering or have you considered [adopting a child through]...?

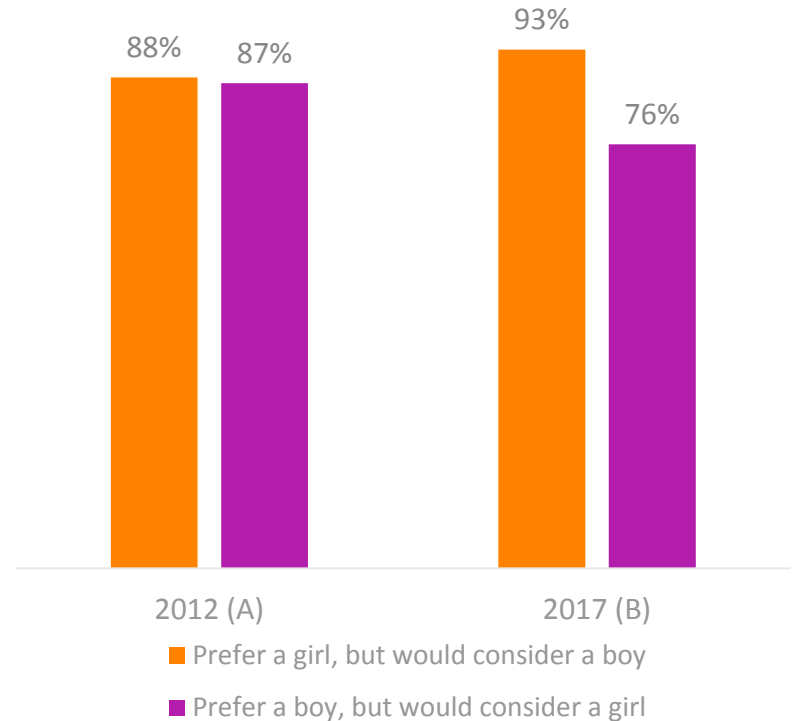
PREFERRED GENDER OF FUTURE ADOPTED CHILD

A majority, about two-thirds, of potential adopters have no preference for the gender of their future child.

Gender Preference When Adopting
Base: Adopted or Considered Adopting (in general or foster care)



Consideration of Gender Opposite of Preference
Base: Prefers a Girl / Prefers a Boy
 *Note: small base sizes (less than 100)



Base: Respondents who have adopted, are considering adoption, have adopted from the foster care system or have considered adopting from the FC System (2012 n=280 2017 n=288)

Q950. If you were to consider adopting a child (or another child) and you could choose exactly the child you wanted, would you prefer to adopt a girl or boy?

Base: Would prefer a girl (2012 n=61*, 2017 n=61*); Would prefer a boy (2012 n=31*, 2017 n=33*)

Q955. Would you consider a boy/girl?

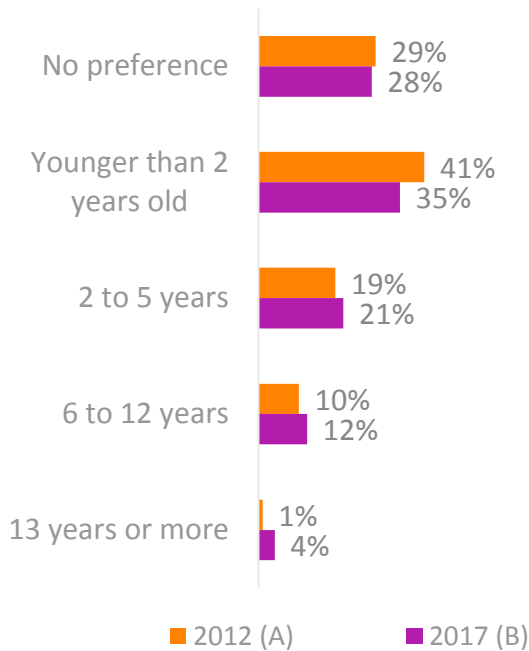
*Note: small base size

Copyright © 2016 The Nielsen Company. Confidential and proprietary.

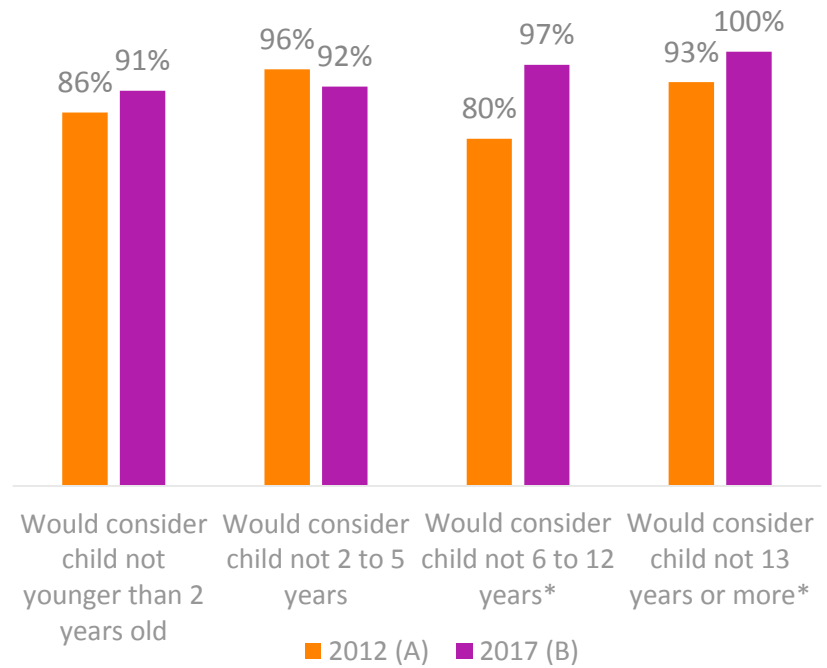
PREFERRED AGE OF FUTURE ADOPTED CHILD

Those interested in general or foster care adoption continue to show a strong preference for younger children.

Age Preference When Adopting
Base: Adopted or Considered Adopting (in general or foster care)



Willingness to Adopt a Child Other Than Preferred Age (% yes)
Base: Preferred Age Range



Base: Respondents who have adopted, are considering adoption, have adopted from Canada foster care system or have considered adopting from Canada foster care System (2012 n=280, 2017 n=288)

Q970. If you were to consider adopting a child (or another child) and you could choose exactly the child you wanted, would you prefer to adopt a child younger than 2, a child 2 to 5 years old, a child 6 to 12 years old, or a child 13 years old or older?

Base: Prefers child younger than age 2 (2012 n=126; 2017 n=104); Prefers child 2 to 5 years old (2012 n=56; 2017 n=57); Prefers child 6 to 12 years old (2012 n=30*; 2017 n=27*); Prefers child 13+ (2012 n=7*; 2017 n=12*)

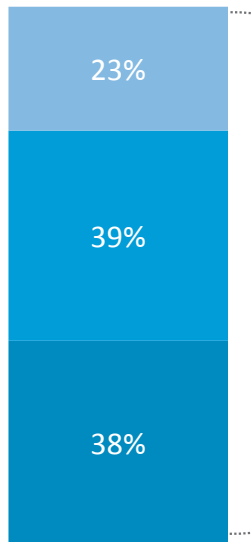
Q975. Would you consider adopting a child other than a...?

*Note: small base size (less than 100)

AGE PREFERENCES OF FUTURE ADOPTED CHILD

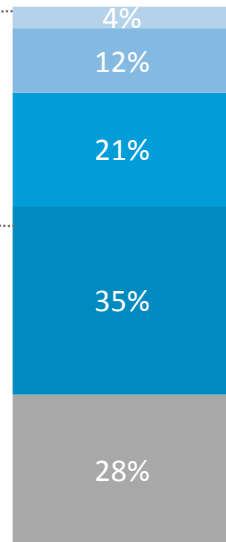
Among those who state an initial preference for a non-teen, 2 in 10 say they would consider a teen for adoption.

Youngest Acceptable Age Range
Base: Prefers child at least 2



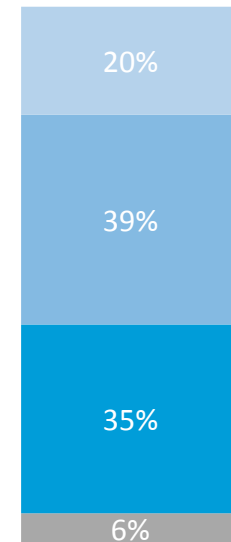
Prefer a child at least two years old

Age Preference When Adopting
Base: Adopted or Considered Adopting (in general or foster care)



Have adopted or considered

Oldest Acceptable Age Range
Base: Prefers child younger than 12



Prefer a child twelve years old or younger

■ No preference/Decline to answer ■ Younger than 2 years old ■ 2 to 5 years old ■ 6 to 12 years old ■ 13 years or older

Base: Have Adopted Or Considered Adoption (n=288)

Q970. If you were to consider adopting a child (or another child) and you could choose exactly the child you wanted, would you prefer to adopt a child younger than 2, a child 2 to 5 years old, a child 6 to 12 years old, or a child 13 years old or older?

Base: Have Adopted Or Considered Adoption and Would Prefer A Child That Is At Least Two Years Old (n=96*)

Q976. What is the oldest age range you would consider adopting?

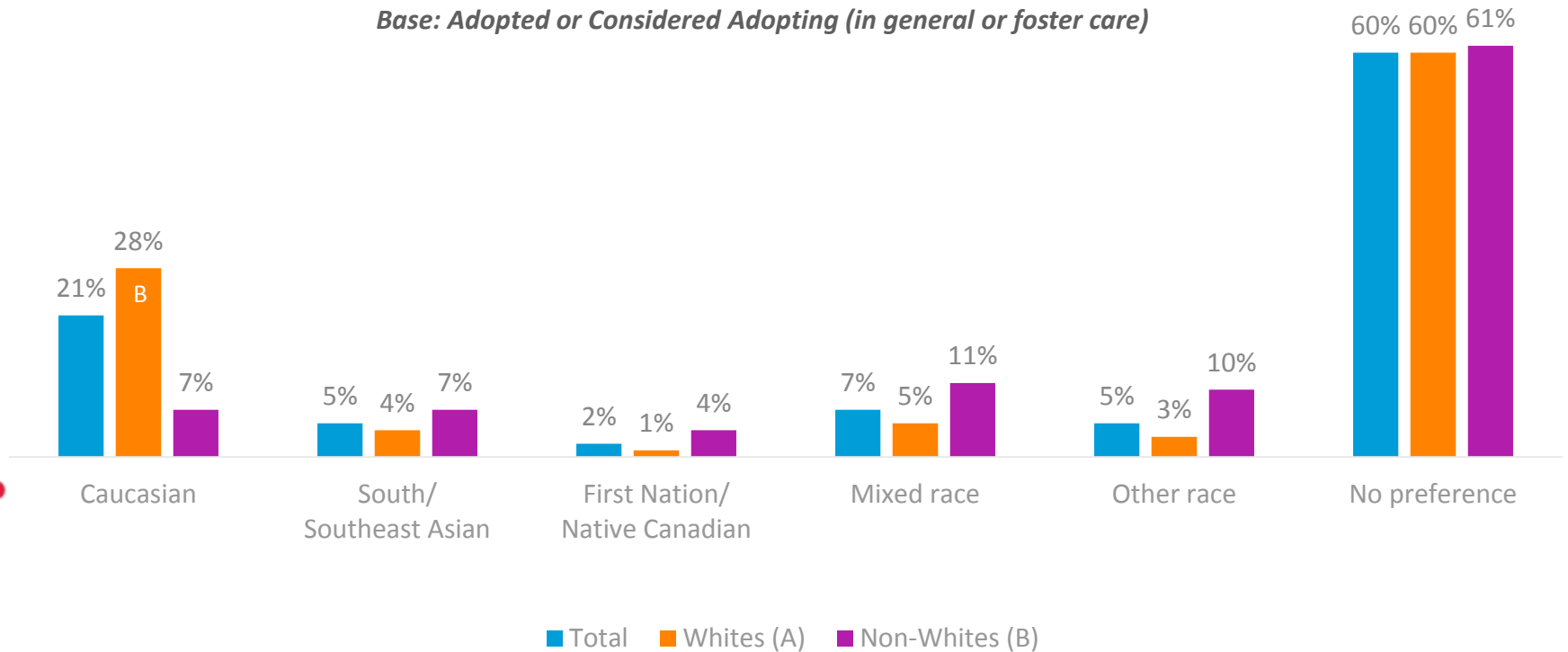
Base: Have Adopted Or Considered Adoption and Would Prefer A Child That Is Twelve Years Old Or Younger (n=709)

Q977. What is the youngest age range you would consider adopting?

RACE PREFERENCES OF FUTURE ADOPTED CHILD

A majority of potential adopters, regardless of race, have no preference towards the race of the future child. Whites, however, are significantly more likely than non-whites to prefer a Caucasian child.

Race Preference When Adopting
Base: Adopted or Considered Adopting (in general or foster care)



Base: Respondents who have adopted, are considering adoption, have adopted from Canada foster care system or have considered adopting from Canada foster care System (n=288; White n=221; Non-Whites n=67)

Q960. If you were to consider adopting a child (or another child) and you could choose exactly the child you wanted, would you prefer to adopt a...?

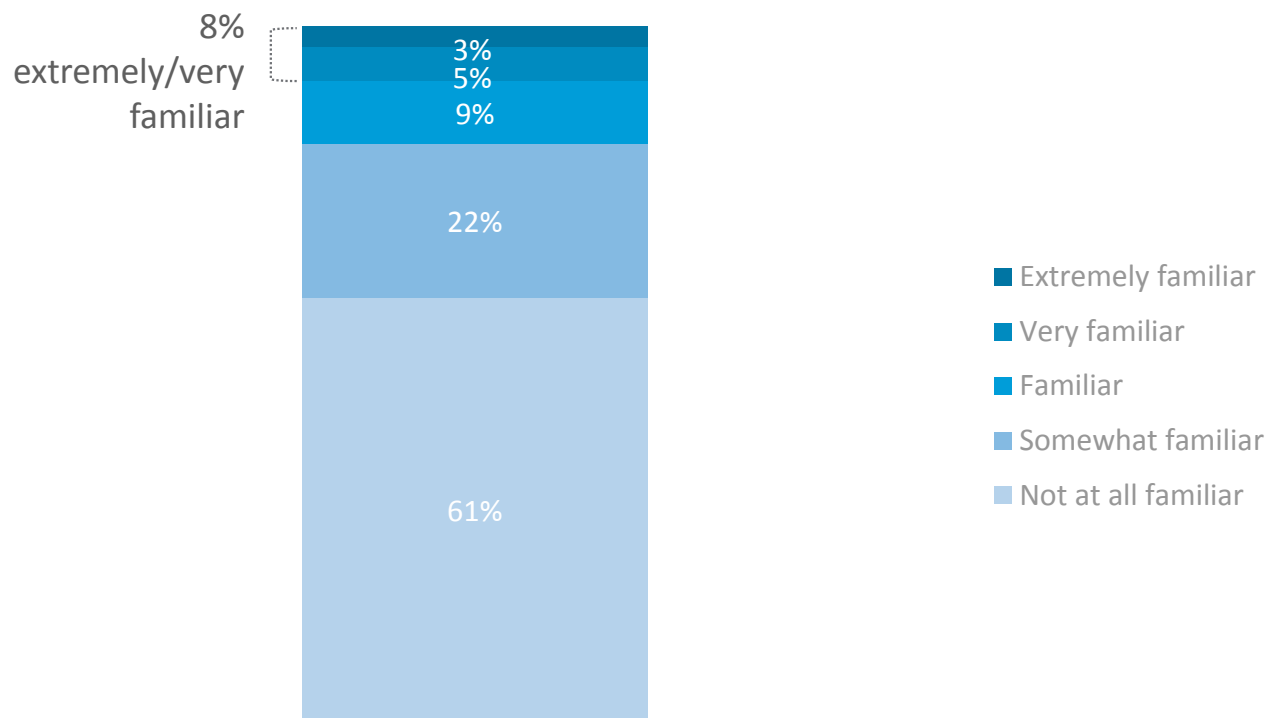


FOSTER PARENT CONSIDERATION

FAMILIARITY WITH FOSTER PARENTS ROLE

Over 6 in 10 adults say they are not at all familiar with what foster parents do to care for children who have been abused or neglected.

Familiarity with Foster Parent Role in Caring for Abused/Neglected Children

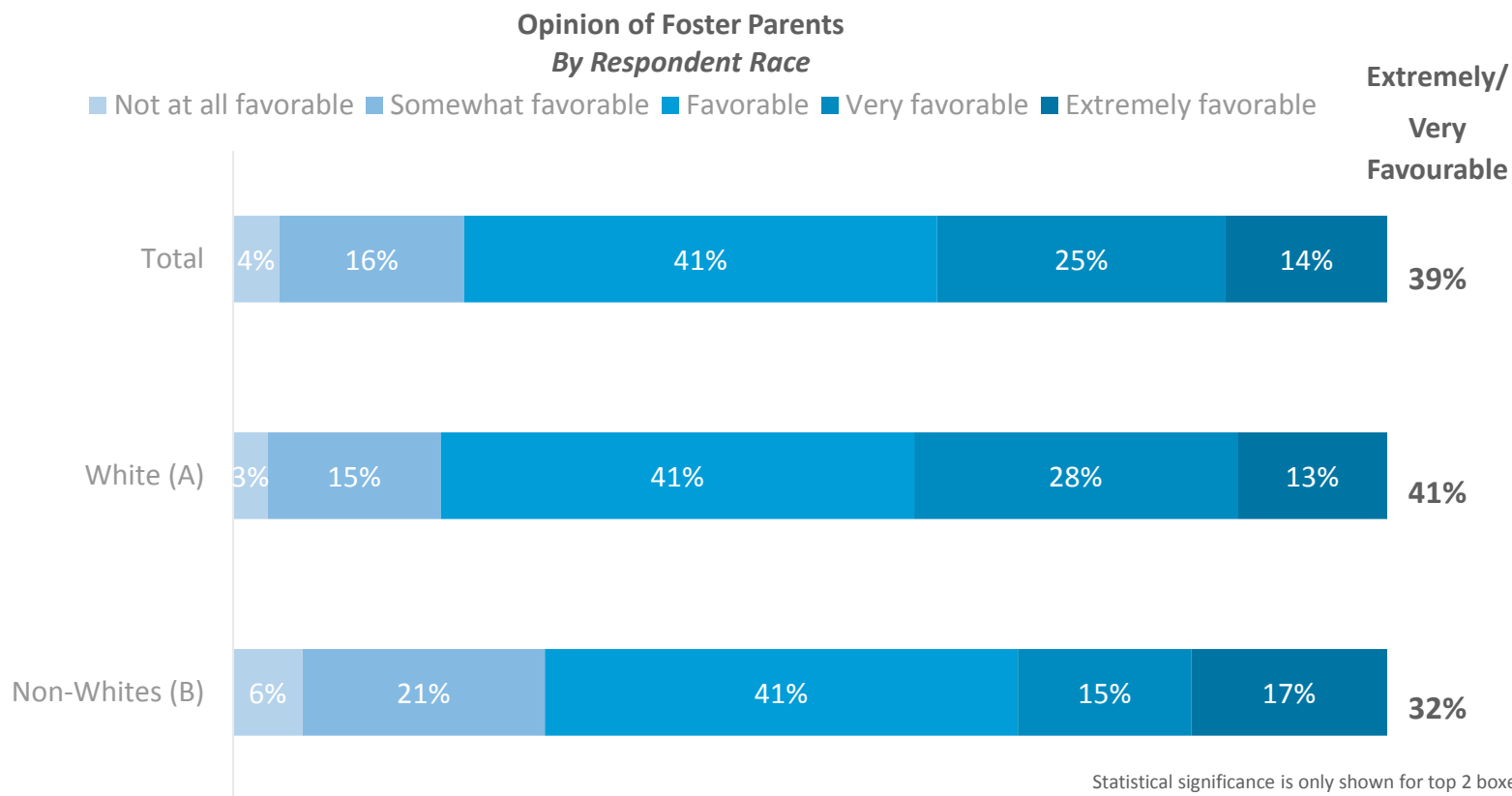


Base: All Qualified Respondents (n=1007)

Q832. How familiar are you with what foster parents do to care for children who have been abused or neglected?

OPINION OF FOSTER PARENTS BY RACE

About 4 in 10 adults say they feel extremely/very favourable towards foster care parents.

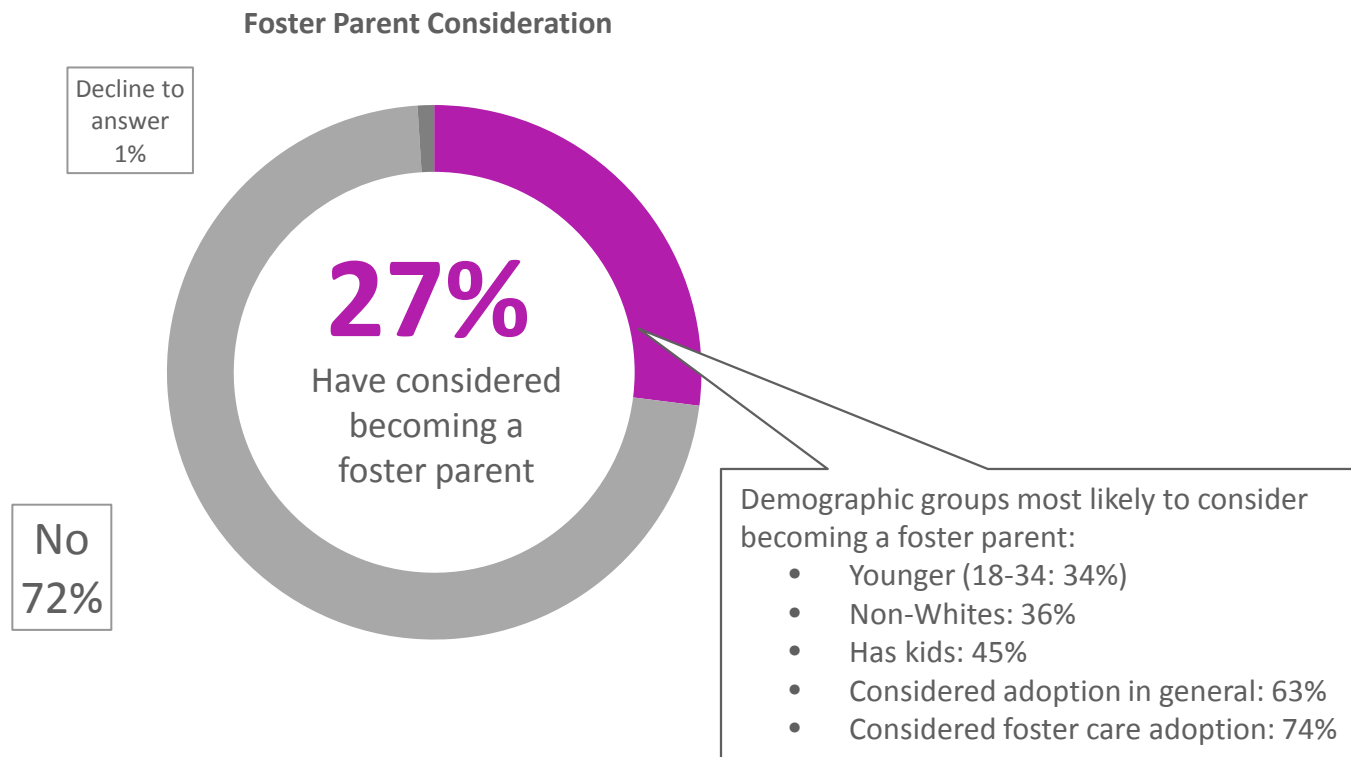


Base: All qualified respondents. (Total n=1007; White n=824, Non-White n=183)

Q806. In general, what is your opinion of foster parents?

FOSTER PARENT CONSIDERATION

Nearly 3 in 10 Canadian adults have considered becoming a foster parent.



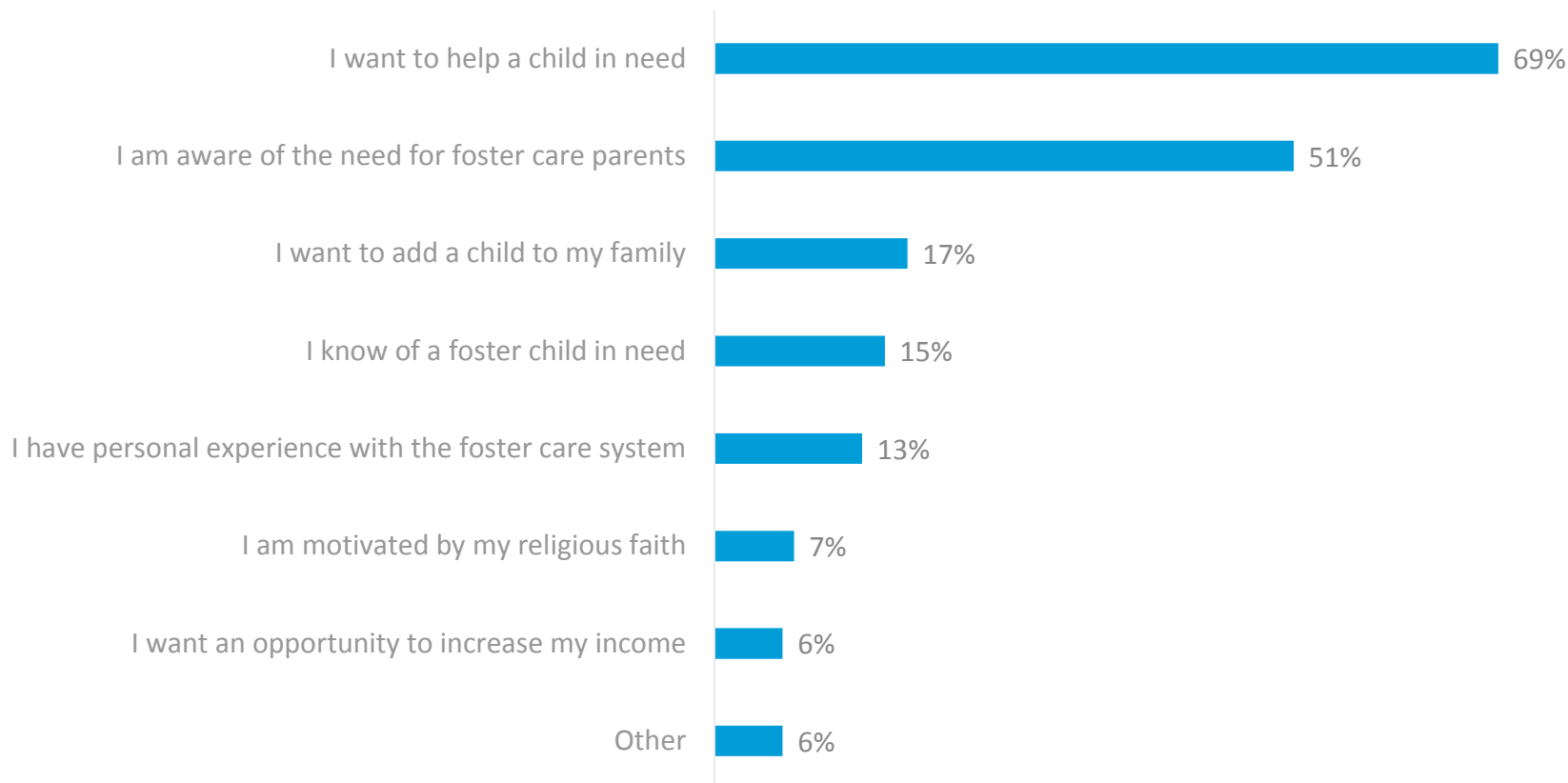
Base: All Qualified Respondents (n=1007)

Q772. Have you ever considered becoming a foster parent (i.e., a person who acts as parent and guardian for a child in place of the child's natural parents but without legally adopting the child)?

REASONS FOR CONSIDERING BECOMING A FOSTER PARENT

Nearly 7 in 10 say they are considering becoming a foster parent to help a child in need, while half are aware of the need for foster parents.

Reasons for Considering Becoming a Foster Parent
Base: Considered Becoming a Foster Parent



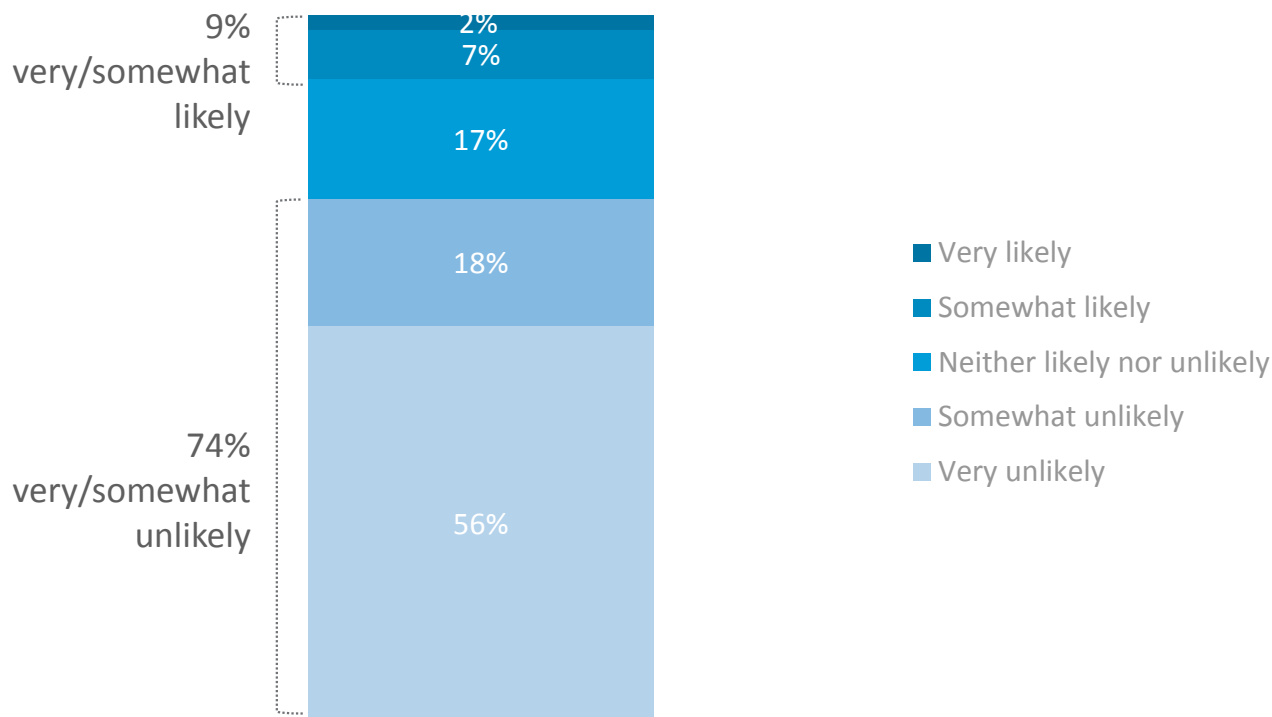
Base: Has considered becoming a foster parent (n=263)

Q773. Which of the following are reasons you have considered becoming a foster parent?

LIKELIHOOD OF BECOMING FOSTER PARENT WITH ACCESS TO RESOURCES


Being presented with adequate resources has little effect on the likelihood to become a foster parent among those who are not currently considering it.

Likelihood of Considering Foster Parent with Adequate Resources
Base: Has not considered becoming a foster parent



Base: Has not considered becoming a foster parent (n=735)

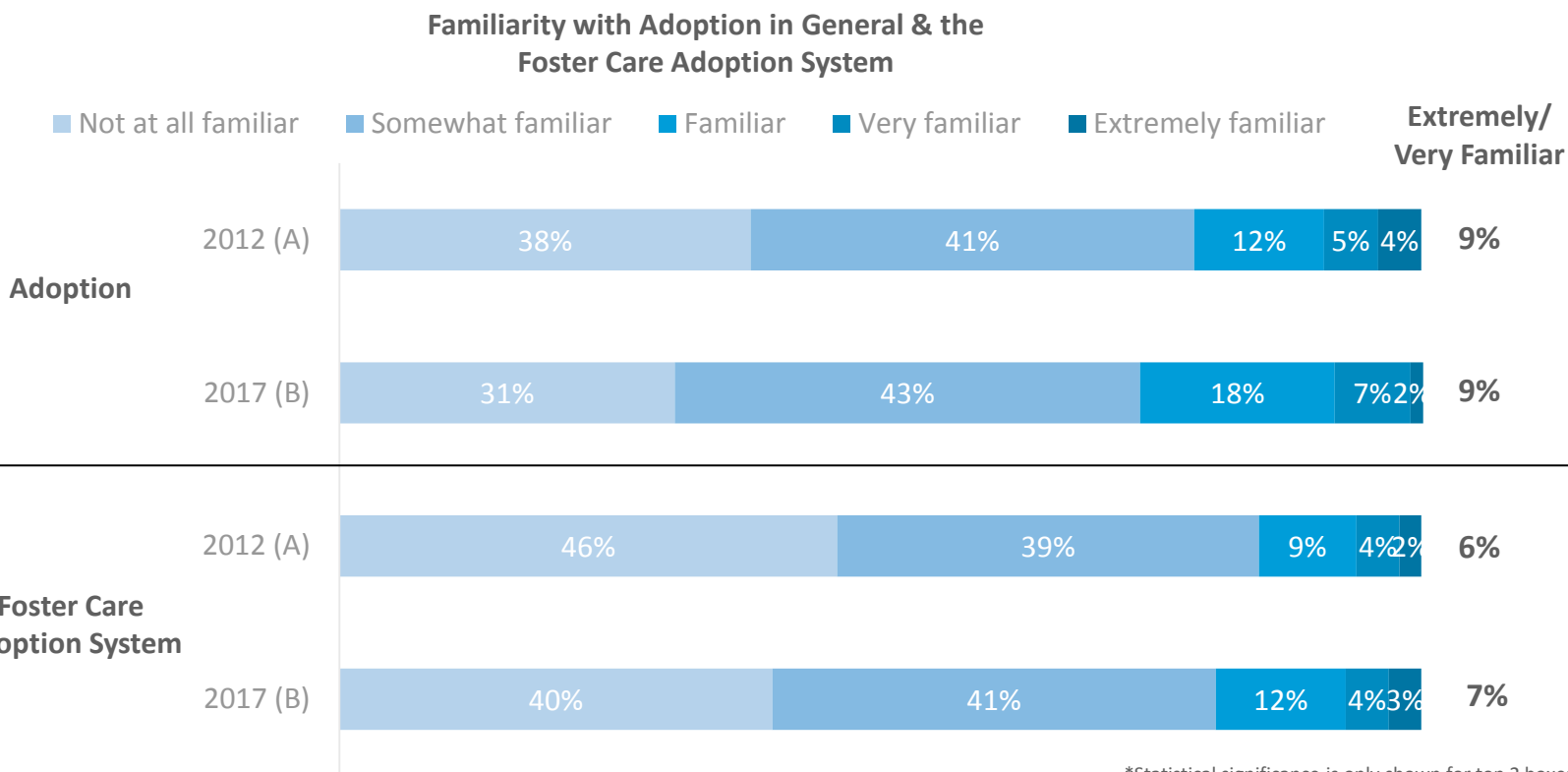
Q774. How likely would you be to consider becoming a foster parent if you were certain that you would receive adequate support in caring for a child placed in your home?



FAMILIARITY WITH & KNOWLEDGE OF ADOPTION

FAMILIARITY WITH TOPIC OF ADOPTION

Familiarity with both the topics of adoption and the foster care adoption system remain consistently low among Canadian adults.



*Statistical significance is only shown for top 2 boxes

Base: All qualified respondents (2012 n=1049; 2017 n=1007)

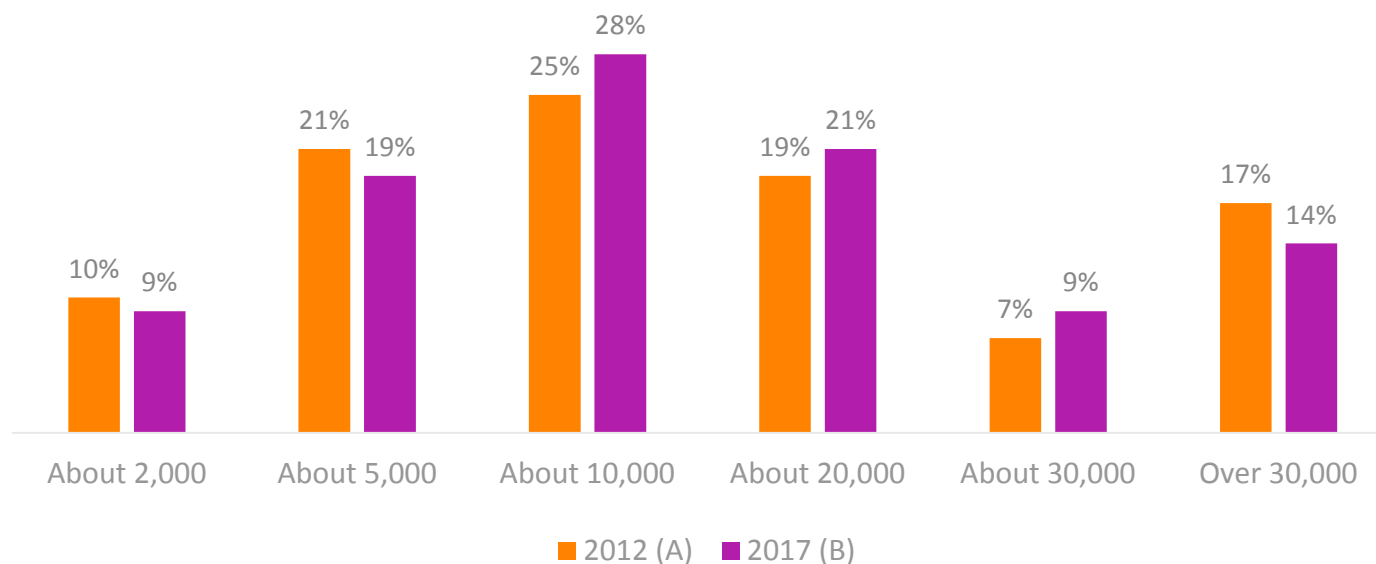
Q803. In general, how familiar would you say that you are with the topic of adoption?

Q815. In general, how familiar would you say that you are with the topic of foster care adoption?

ESTIMATED NUMBER OF CHILDREN IN FOSTER CARE AVAILABLE TO BE ADOPTED

Adults have a wide variety of estimates on the number of children available for adoption in foster care.

Estimated Number of Children Available for Adoption in Foster Care



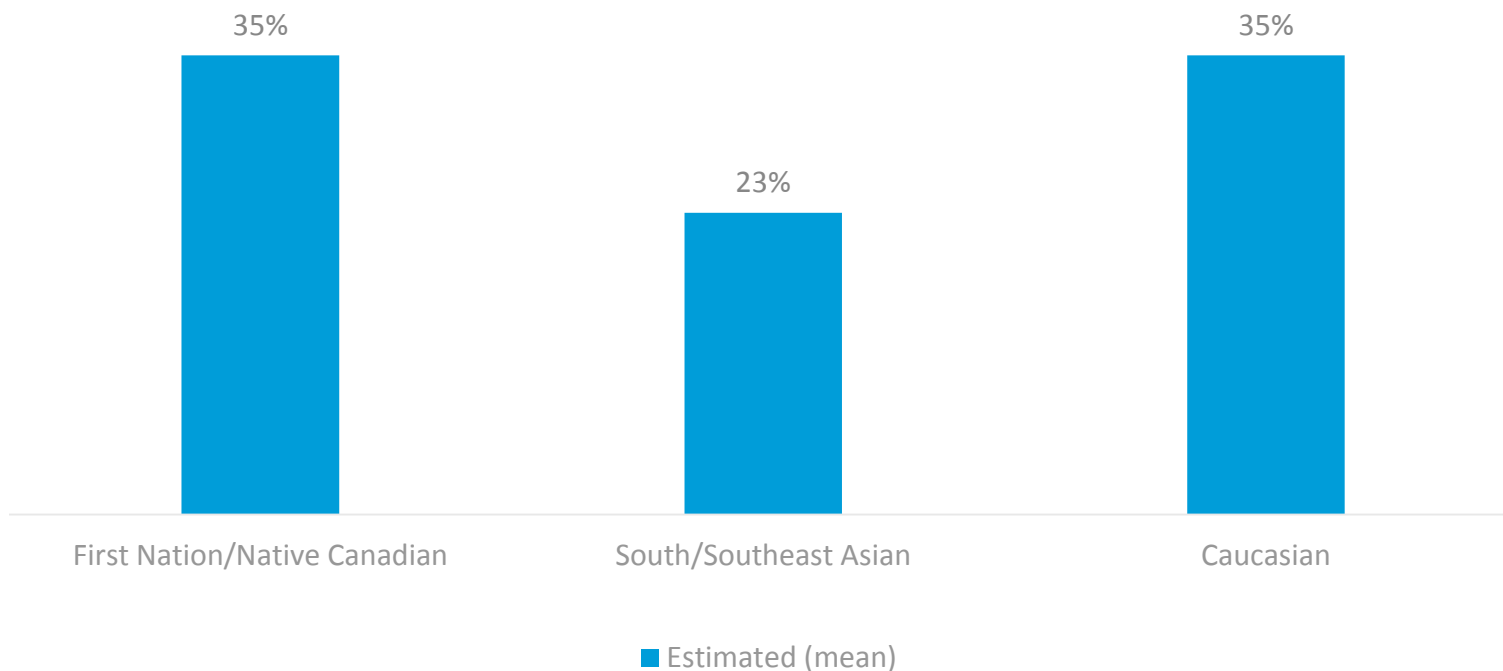
Base: All qualified respondents (2012 n=1049; 2017 n=1007)

Q835. Based on what you know of adoption, please select the answer that you think most closely estimates the number of children in foster care available to be adopted in Canada.

ESTIMATED NUMBER OF CHILDREN IN FOSTER CARE BY CHILD'S RACE

On average, adults feel there are equal proportions of Native Canadian children and Caucasian children in foster care available for adoption.

Average Estimated Percent of Children in Foster Care Available for Adoption
(mean %)



Base: All qualified respondents (n=1007)

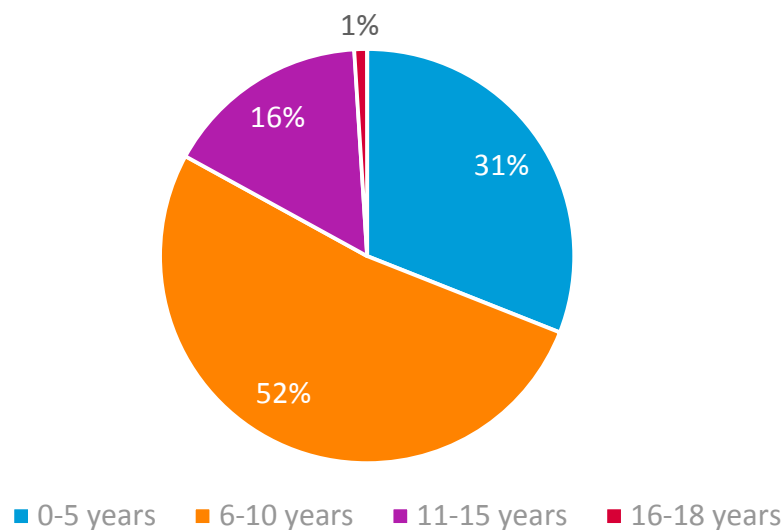
Q845a. Based on what you know of adoption, what do you think is the percentage of children in foster care in Canada who are: First Nation/Native Canadian, South/Southeast Asian, Caucasian

AVERAGE AGE OF CHILDREN IN FOSTER CARE AVAILABLE TO BE ADOPTED

On average, adults estimate the average age of a child in foster care to be about 8 years.

Estimated Average Age of Children in Foster Care Available to be Adopted

Estimated age (mean): 7.6 years



Base: All qualified respondents (n=1007)

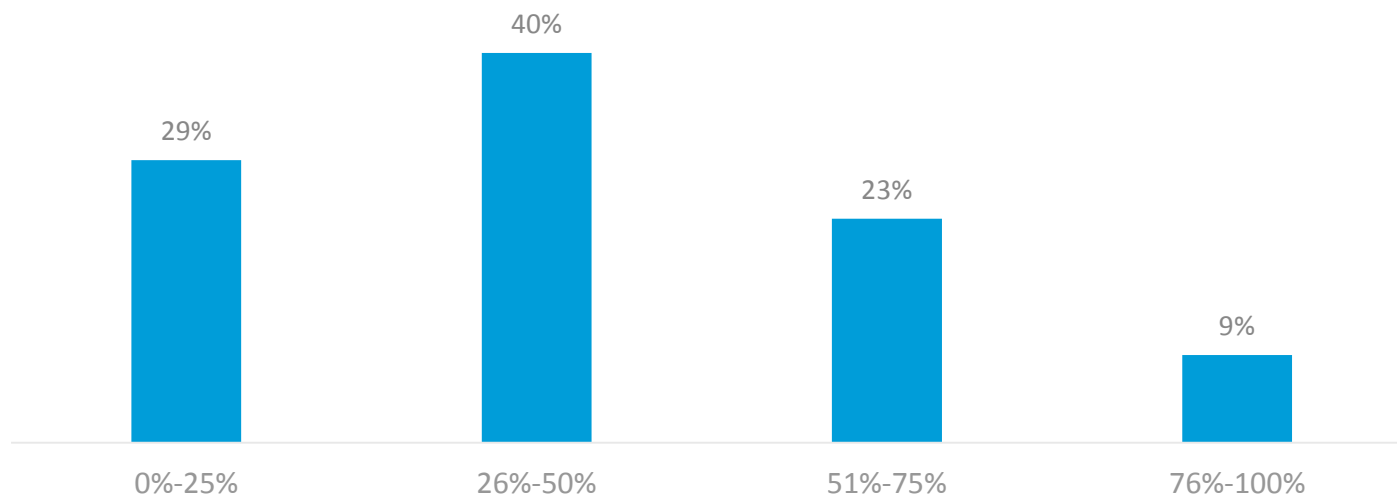
Q840a. Based on what you know of adoption, what do you think is the average age of children in foster care that are available to be adopted in Canada?

PERCENT OF CHILDREN AGING OUT OF FOSTER CARE

On average, adults estimate that about 44% of children age out of foster care.


Estimated Average Percent of Children Who Age Out of Foster Care

Estimated percentage (mean): 43.5%



Base: All qualified respondents (n=1007)

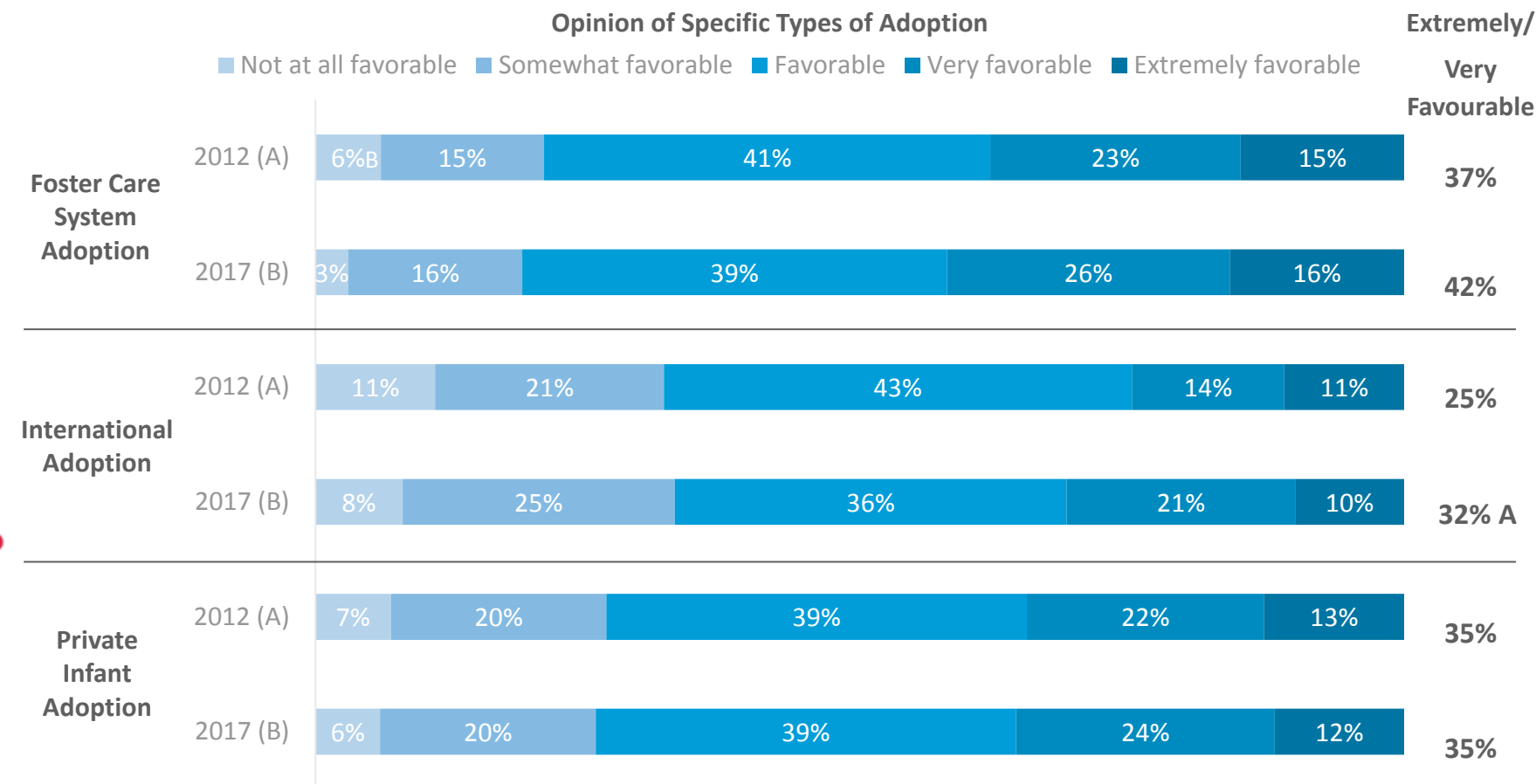
Q860. What percent of children do you think become adults (i.e., turn 18 or 21 depending on the state) and leave the foster care system in Canada without being adopted?



OPINIONS OF ADOPTION

OPINION OF ADOPTION TYPES

Over 4 in 10 adults have a highly favourable opinion of adoptions from the foster care system, slightly increased from 2012 numbers. However, favourability of international adoption has increased significantly since 2012.



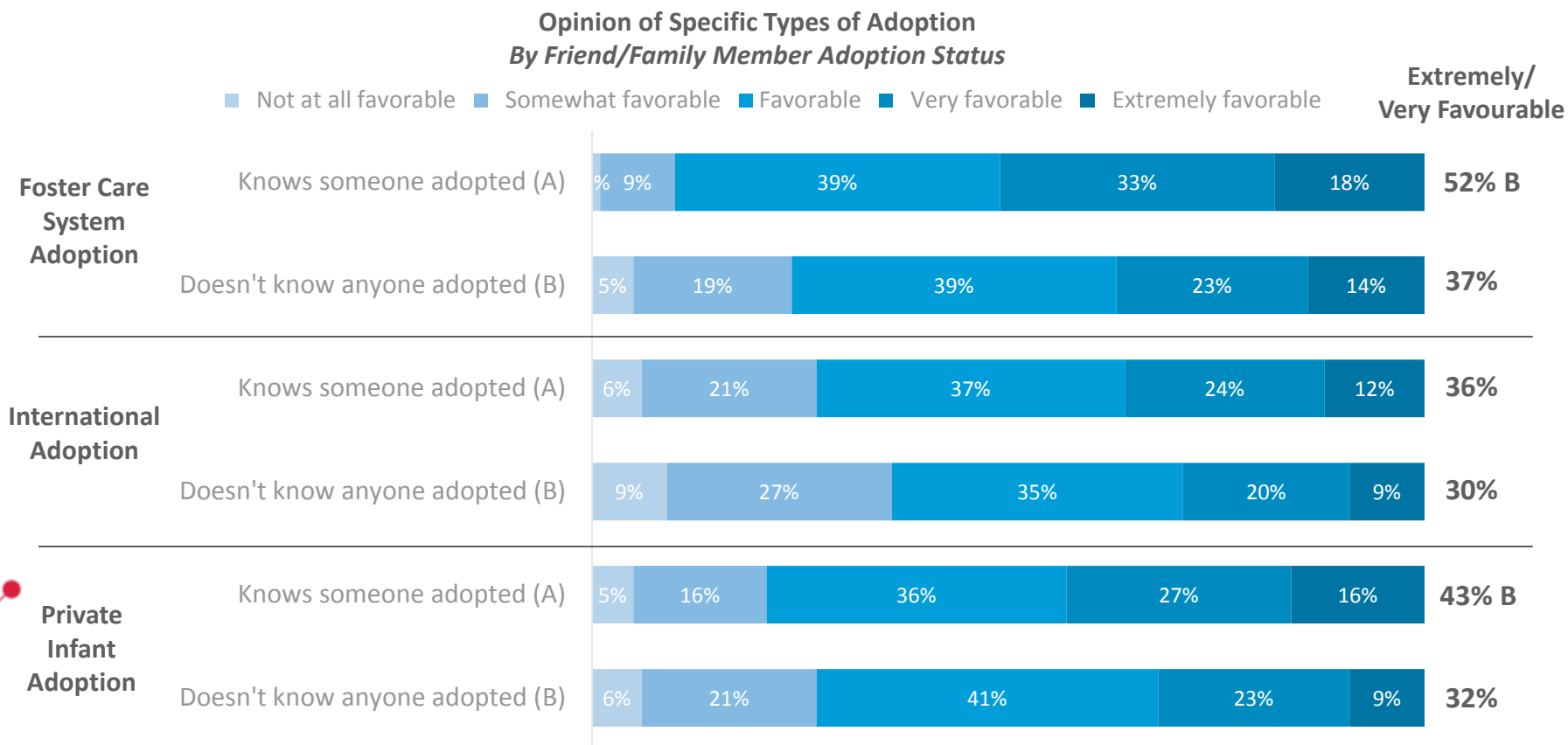
Base: All qualified respondents (2012 n=1049; 2017 n=1007)
 Q806. In general, what is your opinion of private infant adoption?

Statistical significance is only shown for top 2 boxes

Copyright © 2016 The Nielsen Company. Confidential and proprietary.

OPINION OF TYPES OF ADOPTION BY FAMILY/FRIEND ADOPTION EXPERIENCE

Those who know someone who has been adopted are significantly more likely to feel extremely/very favourable towards both foster care and private infant adoption.



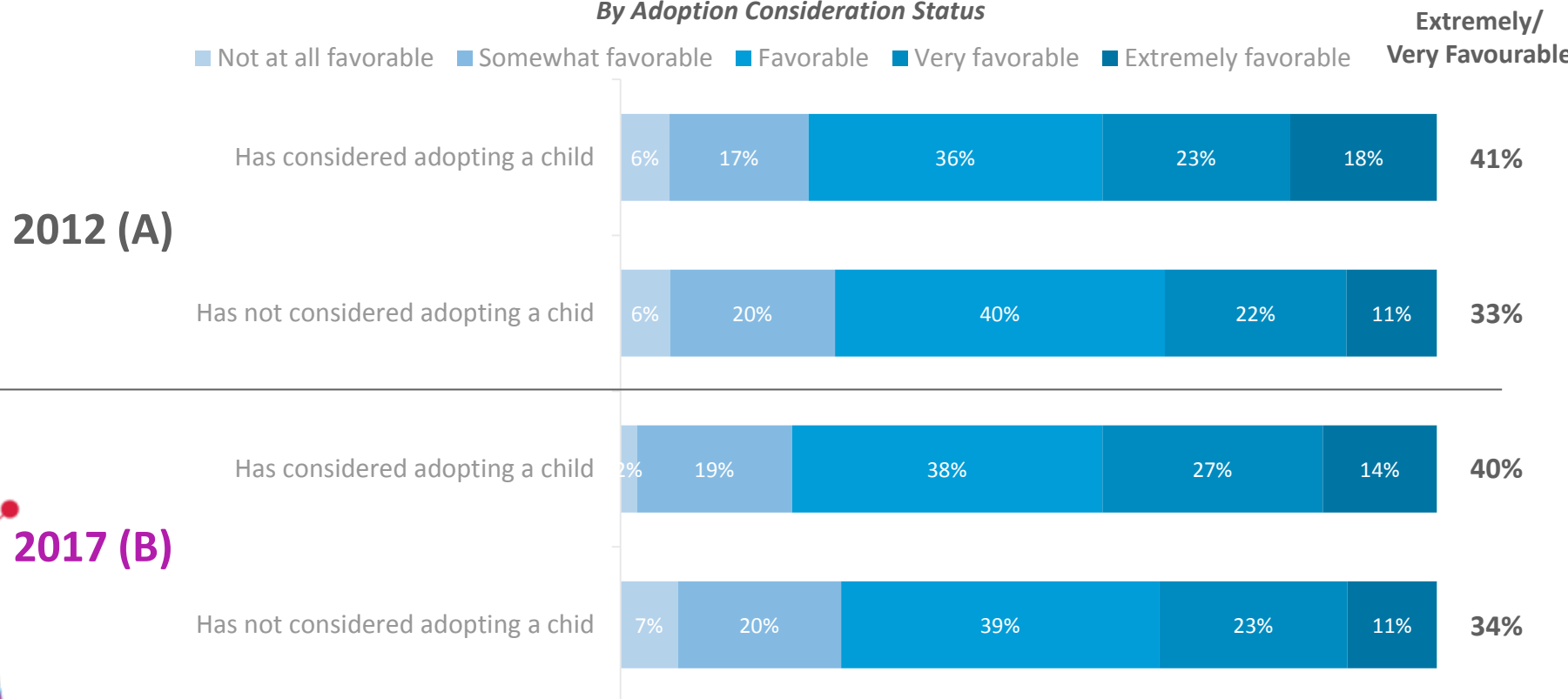
Statistical significance is only shown for top 2 boxes

Base: All qualified respondents, Family/Friend Adopted (n=380), Family/Friend Not Adopted (n=613)
Q806. In general, what is your opinion of adoption?

OPINION OF PRIVATE INFANT ADOPTION BY POTENTIAL ADOPTERS

There are no significant differences in favourability of private adoption between those who have and have not considered adopting a child.

Opinion of Private Infant Opinion
By Adoption Consideration Status



Indicates significant difference between subgroups; Statistical significance is only shown for top 2 boxes

Base: All qualified respondents, Yes (2012 n=215; 2017 n=251), No 2012 n=780; 2017 n=723

Q805. In general, what is your opinion of US private infant adoption/adoption of a child from the foster care system/international adoption?

OPINION OF FOSTER CARE ADOPTION BY POTENTIAL ADOPTERS

Today, those who have considered adopting are more likely to have a highly favourable opinion of foster care adoption compared to those who haven't considered. Favourability among non-potential adopters has increased since 2012.

Opinion of Foster Care System Adoption
By Adoption Consideration Status

Extremely/
Very Favourable


2012 (A)

Has considered adopting a child



51%

Has not considered adopting a child



34%


2017 (B)

Has considered adopting a child



51%

Has not considered adopting a child



39% A

Indicates significant difference between subgroups; Statistical significance is only shown for top 2 boxes

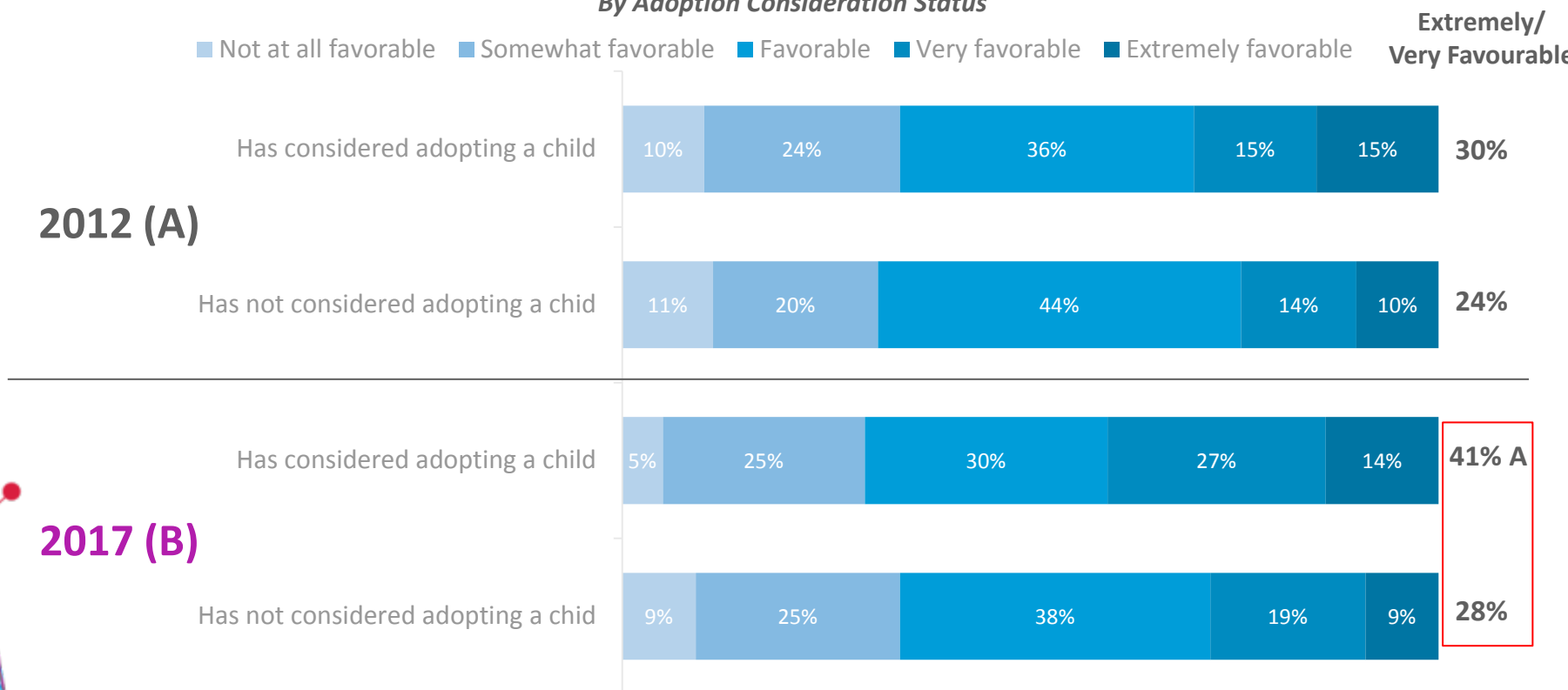
Base: All qualified respondents, Yes (2012 n=215; 2017 n=251), No 2012 n=780; 2017 n=723

Q805. In general, what is your opinion of US private infant adoption/adoption of a child from the foster care system/international adoption?

OPINION OF INTERNATIONAL ADOPTION BY POTENTIAL ADOPTERS

Today, those who have considered adopting are more likely to have a highly favourable opinion of international adoption compared to those who haven't considered. Favourability among potential adopters has increased significantly since 2012.

Opinion of International Adoption
By Adoption Consideration Status



Base: All qualified respondents, Yes (2012 n=215; 2017 n=251), No 2012 n=780; 2017 n=723

Q805. In general, what is your opinion of US private infant adoption/adoption of a child from the foster care system/international adoption?

Indicates significant difference between subgroups; Statistical significance is only shown for top 2 boxes

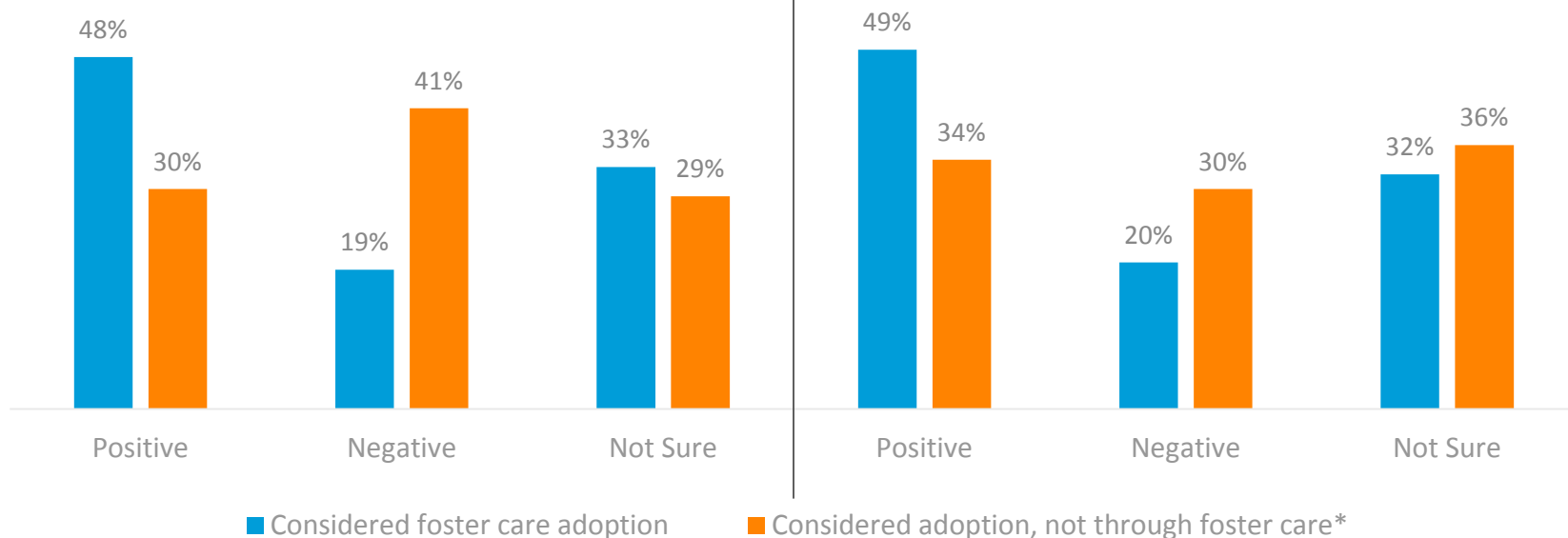
OPINION OF FOSTER CARE SYSTEM AMONG THOSE CONSIDERING FOSTER CARE ADOPTION

Nearly half of potential foster care adopters have a positive opinion of the foster care system, on par with 2012 numbers.

Opinion of Foster Care System
By Consideration of Foster Care Adoption

2012 (A)

2017 (B)




Indicates significant differences between subgroups

All qualified respondents (Considered foster care adoption (2012 n=128; 2017 n=151); Considered adoption, not through foster care (2012 n=81*; 2017 n=93*))

Q911. In general, would you say you have a positive or negative opinion of the foster care system?

*Note: small base sizes (less than 100)

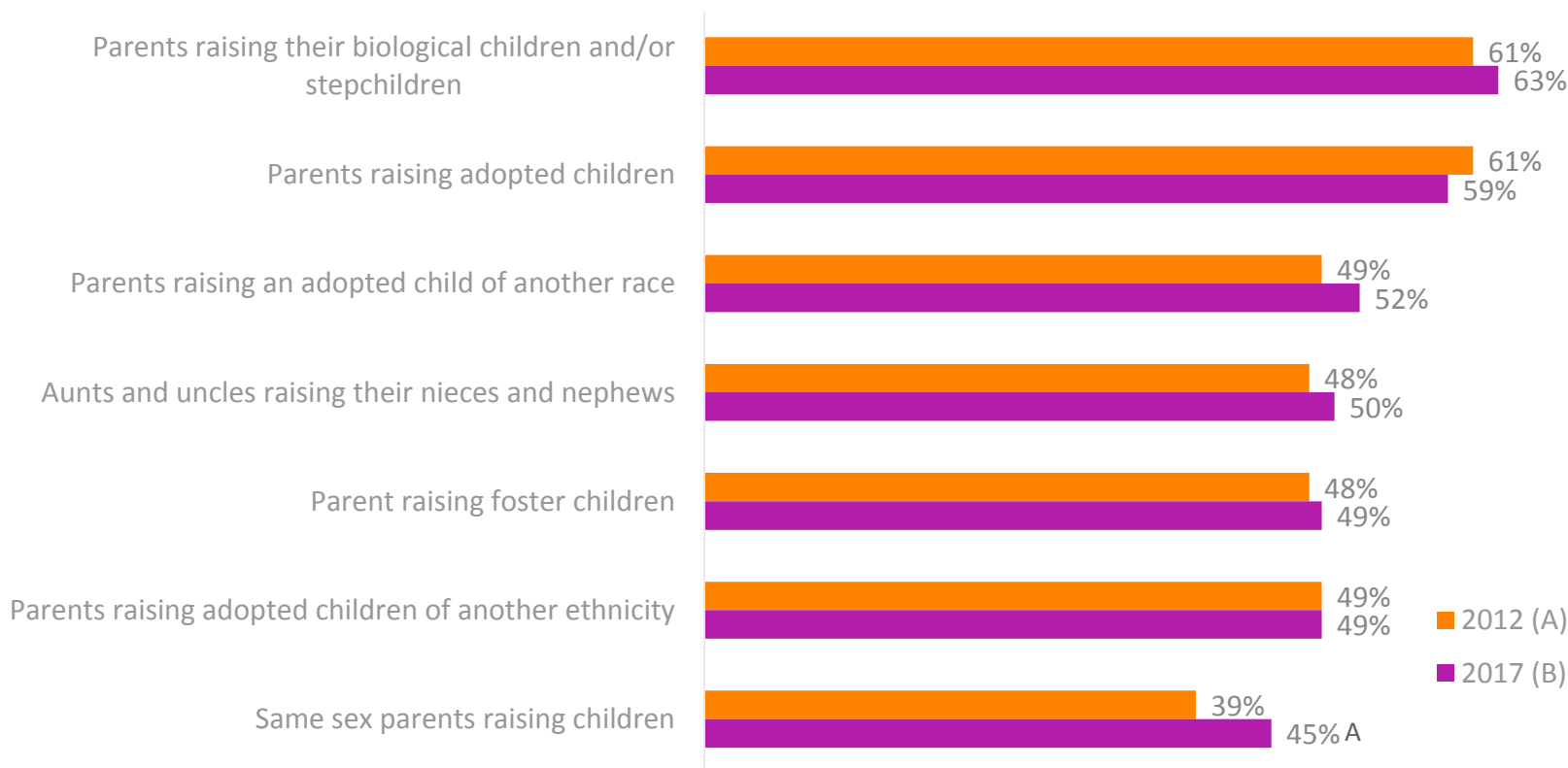


EVALUATION OF HEALTHY LIVING ARRANGEMENTS FOR CHILDREN

PERCEPTIONS OF HEALTHY AND LOVING LIVING ARRANGEMENTS

Perceptions that same sex parents are providing a healthy and loving environment for raising children have increased since 2012.

**Healthy and Loving Living Arrangements – Top 7
(% Definitely Provides a Healthy and Loving Environment)**



Base: All qualified respondents: Definitely can provide a healthy and loving environment (2012 n=1049; 2017 n=1007)

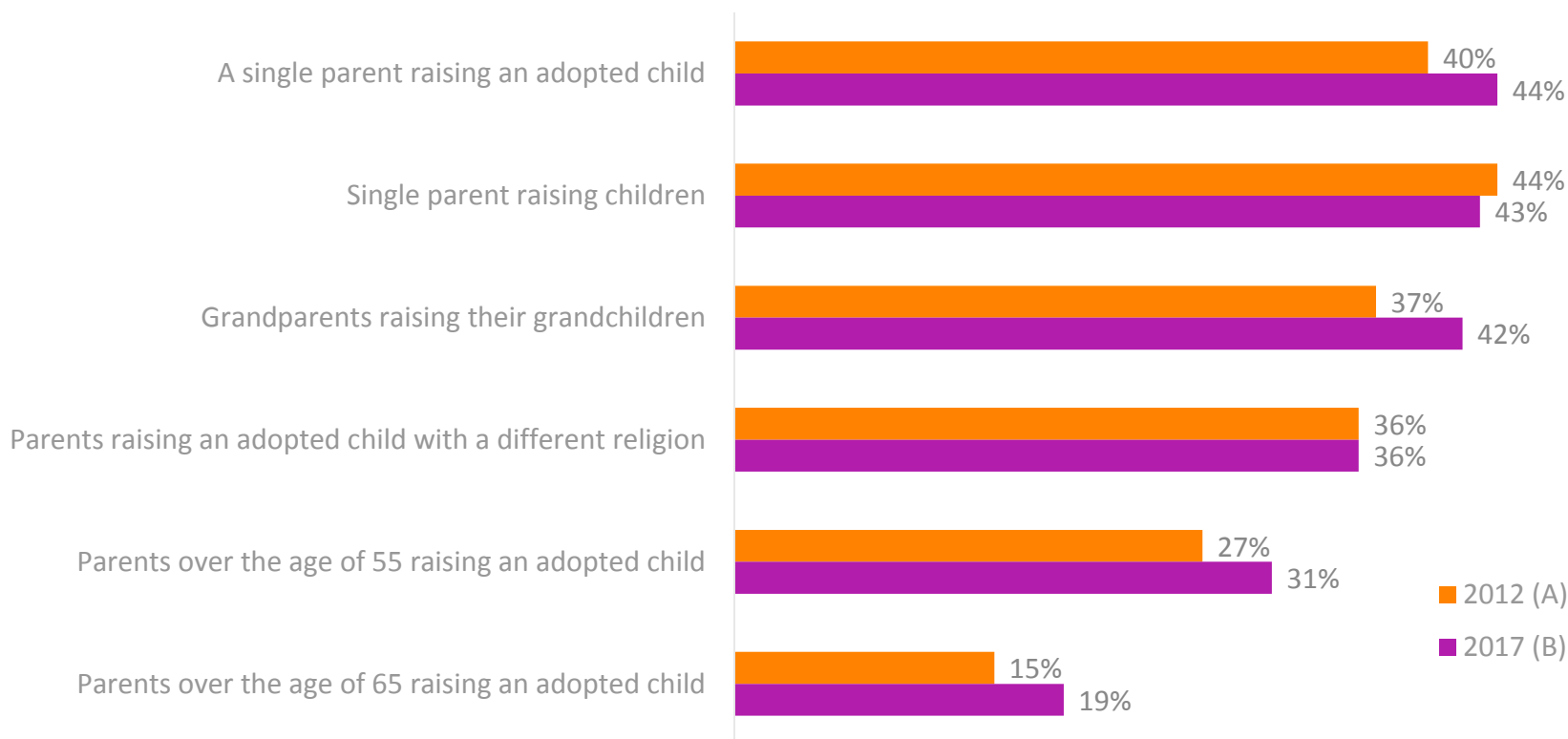
Q795. Do you believe that the following living arrangements can provide a healthy and loving environment for children? [ONLY "DEFINITELY CAN" SHOWN]

Copyright © 2016 The Nielsen Company. Confidential and proprietary.

PERCEPTIONS OF HEALTHY AND LOVING LIVING ARRANGEMENTS (CONTINUED)

Similar to 2012, over 4 in 10 adults say a single parent raising an adopted child and a single parent raising any children is a healthy living arrangement.


Healthy and Loving Living Arrangements – Bottom 6
(% Definitely Provides a Healthy and Loving Environment)



Base: All qualified respondents: Definitely can provide a healthy and loving environment (2012 n=1049; 2017 n=1007)

Q795. Do you believe that the following living arrangements can provide a healthy and loving environment for children? [ONLY "DEFINITELY CAN" SHOWN]

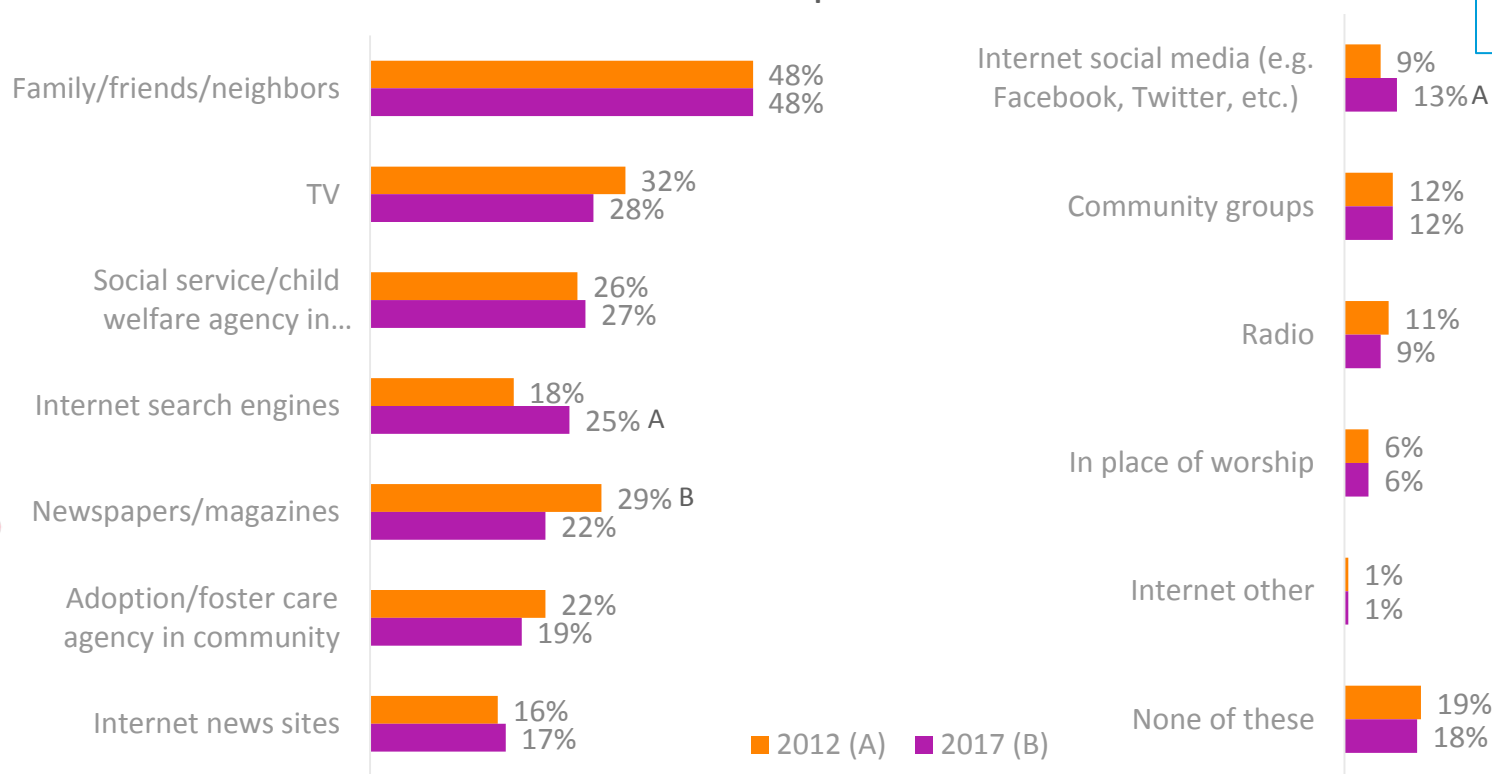
ADOPTION INFORMATION SOURCES



ADOPTION INFORMATION SOURCES

Friends and family, TV, social service, and Internet search engines top the list of main adoption information resources. Social media is increasing, though is still relatively low. In total, 40% of adults receive their information from Internet sources, up from 32% in 2012.

Sources of Adoption Information



Internet (Net):
2012 (A) = 32%
2017 (B) = 40% A

Base: All qualified respondents (2012 n=1049; 2017 n=1007)

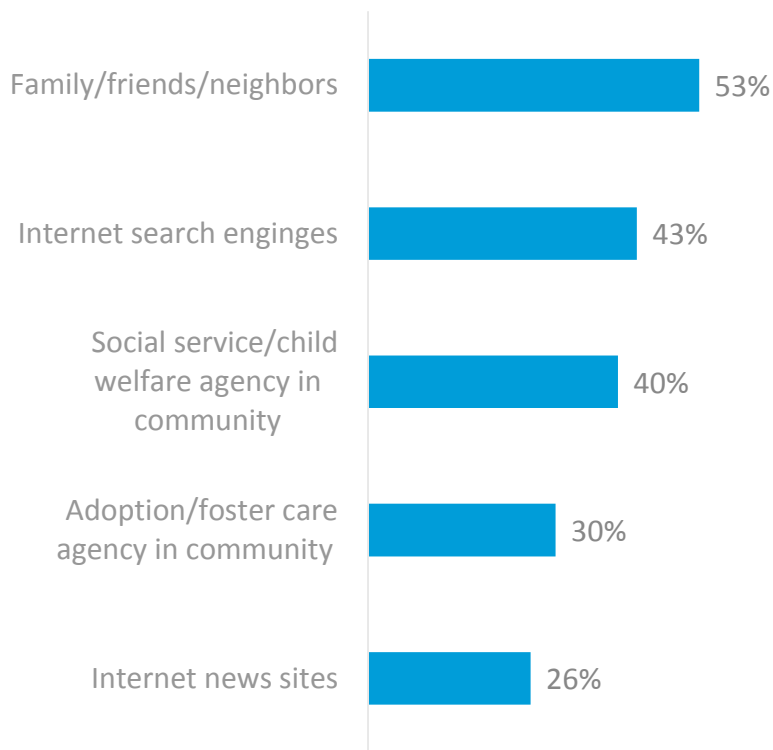
Q810. What are your main sources of information about adoption? Please select all that apply.

Copyright © 2016 The Nielsen Company. Confidential and proprietary.

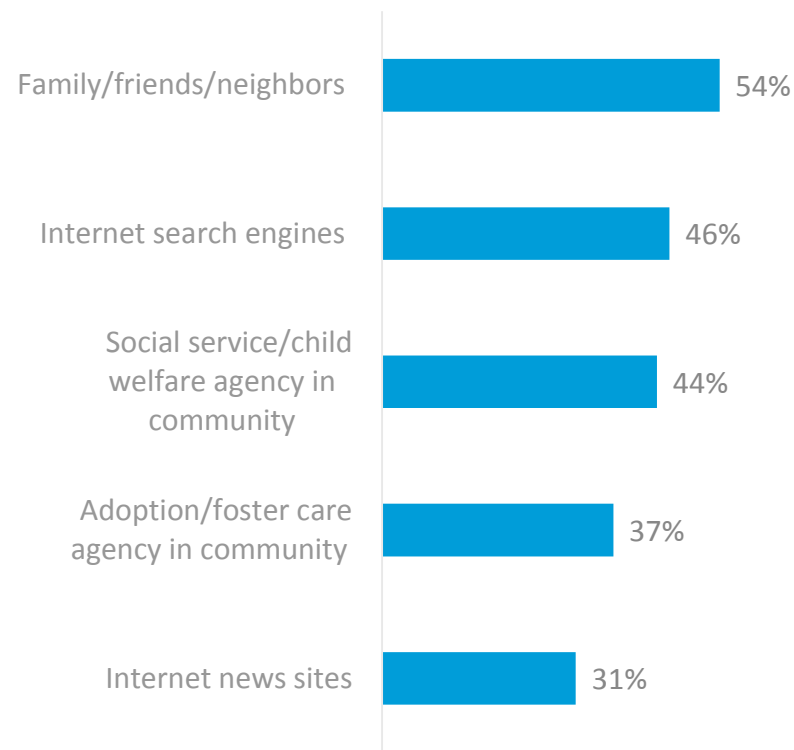
ADOPTION INFORMATION SOURCES

Those considering adoption in general and those specifically considering foster care adoption have the same top sources of information: family/friends neighbours, Internet search engines, and local social service/child welfare agencies.

**Top 5 Sources of Adoption Information
By Considering adoption**



**Top 5 Sources of Adoption Information
By Considering foster care adoption**



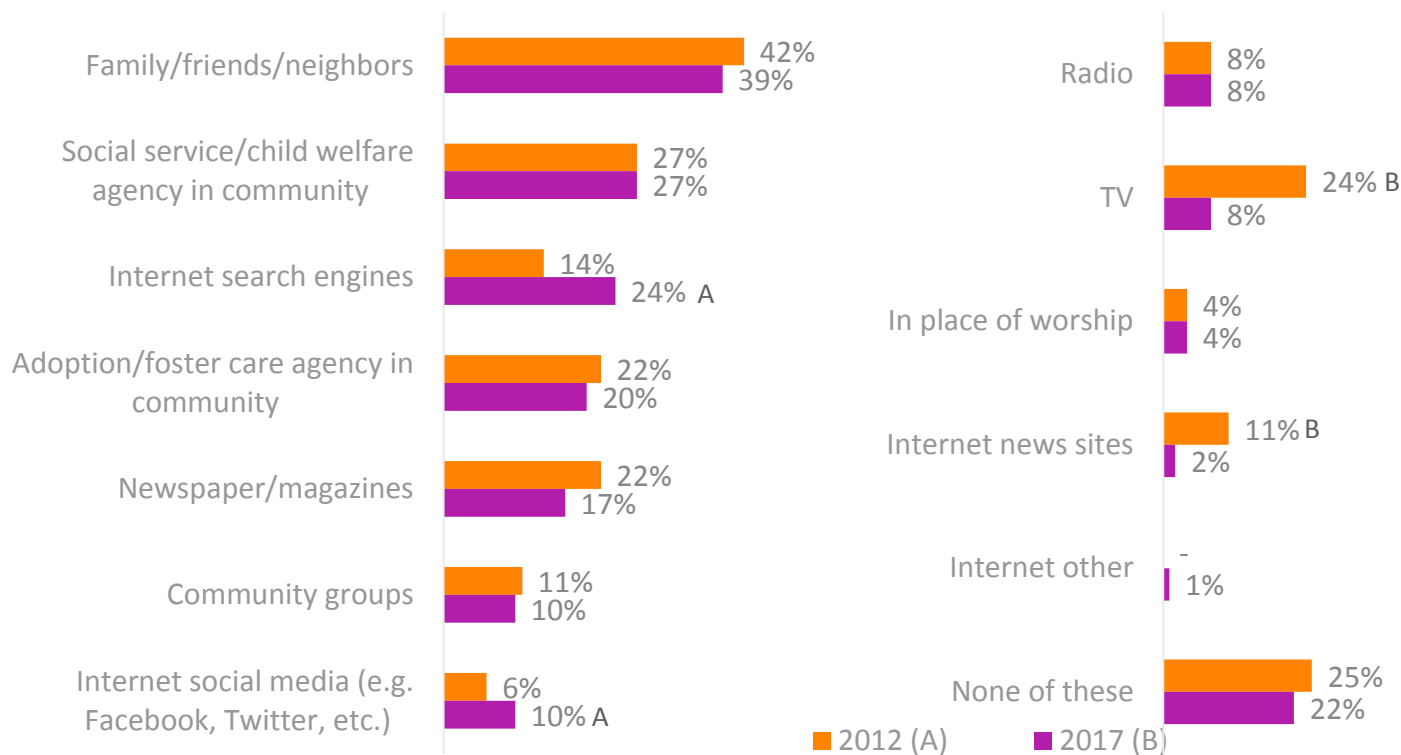
Base: All qualified respondents (Considering adoption n=251; Considering foster care adoption n=151)

Q810. What are your main sources of information about adoption? Please select all that apply.

FOSTER CARE ADOPTION INFORMATION SOURCES

Personal and community connections are the top sources of foster care adoption information, but Internet search engines, landing in the number three spot, has increased significantly from 2012. TV has dropped significantly as a main source.

Sources of Foster Care Adoption Information



Base: All qualified respondents (2012 n=1049; 2017 n=1007)

Q820. Where do you obtain information about foster care adoption? Please select all that apply.

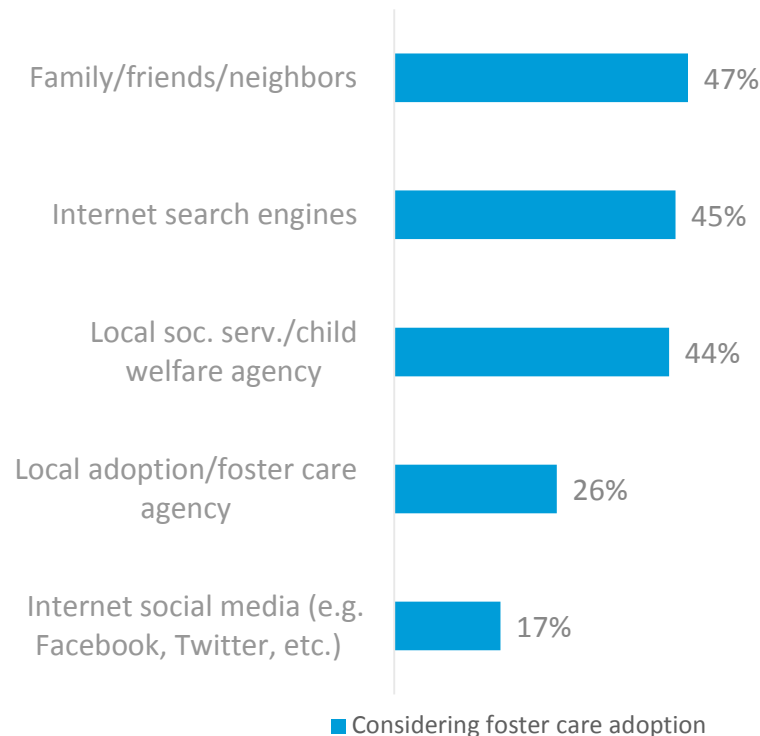
*not asked in 2007

Copyright © 2016 The Nielsen Company. Confidential and proprietary.

FOSTER CARE ADOPTION INFORMATION SOURCES

Those considering foster care adoption most commonly use family/friends, the Internet, and local social services agencies to obtain information about it.

Top 5 Sources of Foster Care Information
By Considering foster care adoption



Base: All qualified respondents (Considering foster care adoption n=151)

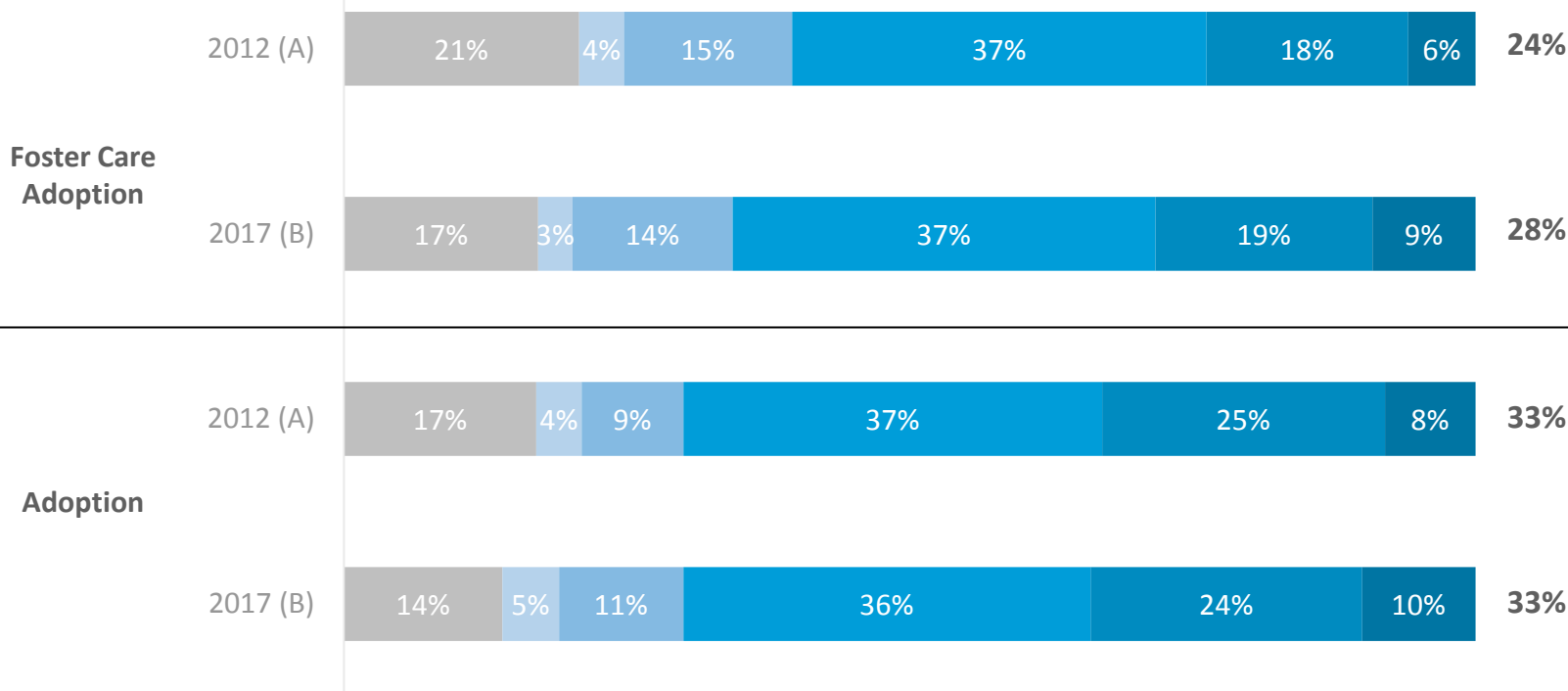
Q820. Where do you obtain information about foster care adoption? Please select all that apply.

PERCEPTIONS OF MEDIA COVERAGE

Just under 3 in 10 adults feel the media coverage of foster care adoption is favourable. One third say the same for adoption in general.

Perceptions of Media Coverage of Adoption

Not Sure
 Very unfavorable
 Somewhat unfavorable
 Neither favorable nor unfavorable
 Somewhat favorable
 Very favorable
 Very/Somewhat Favourable



Base: All qualified respondents (2012 n=1049, 2017 n=1007)

Q825. In general, would you say that media coverage of adoption is...?

Q830. Would you say that media coverage of foster care adoption is...?

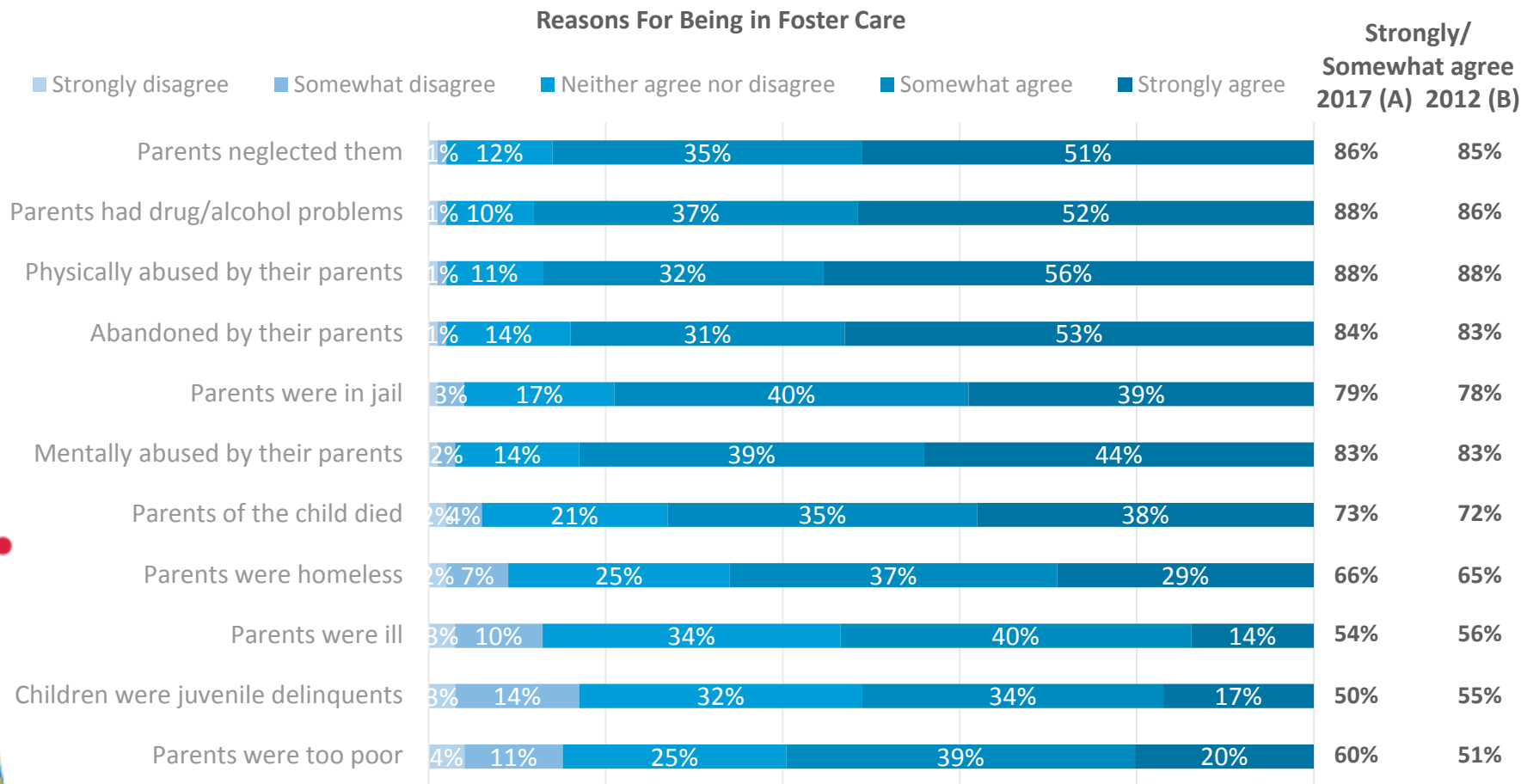
Copyright © 2016 The Nielsen Company. Confidential and proprietary.



PERCEPTIONS OF PROBLEMS IN ADOPTED CHILDREN

REASONS FOR BEING IN FOSTER CARE

A majority of Canadians see foster care children as being placed in care after suffering pain and tragedy.



Base: All qualified respondents (2012 n=1049; 2017 n=1007)

Q903. There are a number of reasons why children might be placed in foster care in your community today. Please indicate your level of agreement with each reason.

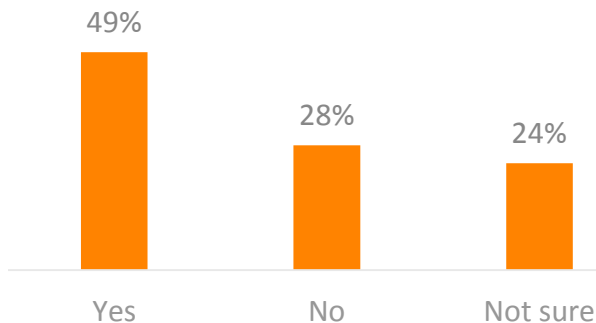
Copyright © 2016 The Nielsen Company. Confidential and proprietary.

ADOPTABILITY

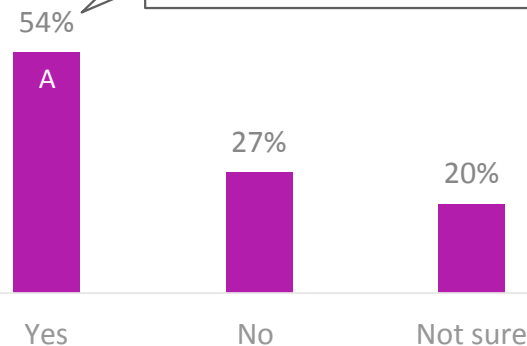
Over half of adults believe that every child is adoptable, significantly more than in 2012. However, this still leaves over 40% of adults who either believe that every child is not adoptable or they are unsure.

Belief of Adoptability of Every Child

2012 (A)



2017 (B)



Most likely:

- 18-34 years old: 63%
- Considering adoption: 66%

Most likely to be:

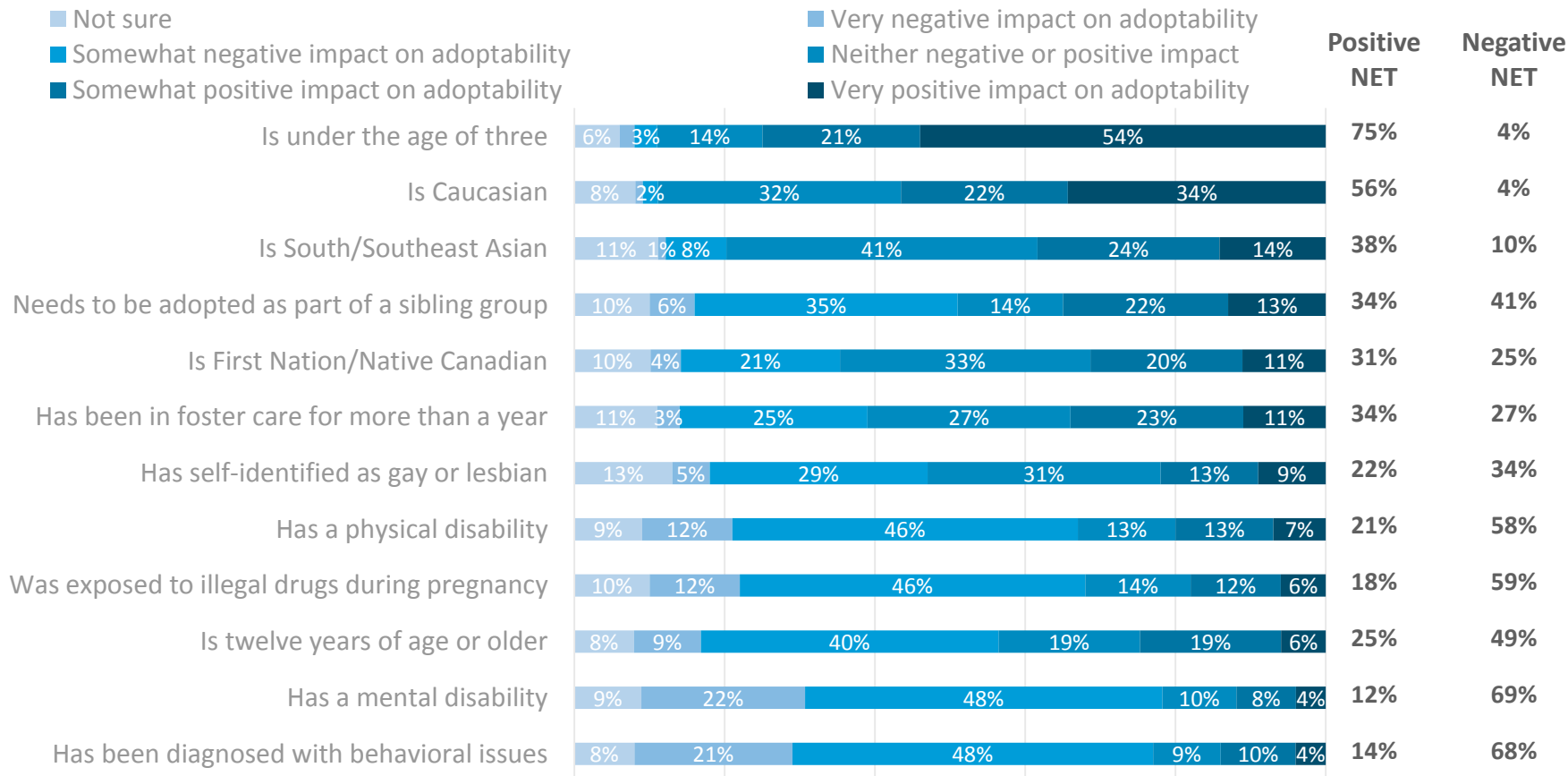
- Men: 31%
- 65+ years old: 34%

Base: All qualified respondents (2012 n=1049; 2017 n=1007)
 Q796. Do you believe every child is adoptable?

FACTORS IMPACTING ADOPTABILITY

Being young or Caucasian are most commonly seen as positive impacts on the likelihood of being adopted. Having behavioural issues or mental and physical disabilities are most commonly seen as having the negative impacts.

Impact of Factors on Adoptability



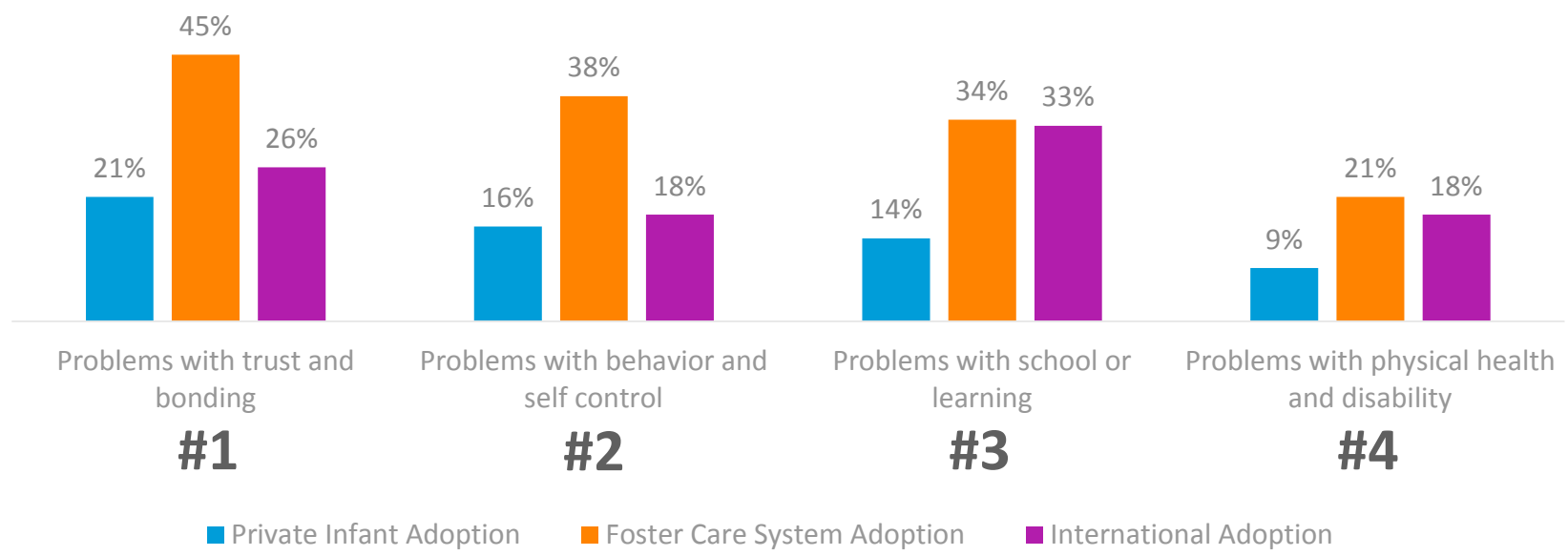
Base: All qualified respondents (n=1007)

Q798. Please indicate how much of an impact you feel the following has on a child's "adoptability", i.e., how likely they are to be adopted?

PERCEPTIONS OF PROBLEMS AMONG ADOPTED CHILDREN

Children adopted through foster care are seen as more likely to have a wide range of issues. The top concern for both private and foster care is trust and bonding, while the top concern for international adoption is school or learning.

Potential for Problems in Adopted Children
(% saying child is more likely to have issue)



Base: All qualified respondents (n=1007)

Q865/Q870/Q875. In general, do you think children adopted through...are less, equally or more likely than other children to have...? (More likely)

PERCEPTIONS OF PROBLEMS AMONG ADOPTED CHILDREN

Perceptions that children adopted through private adoption are more likely to have problems with trust, school, or physical health has significantly increased since 2012.

Potential for Problems in Adopted Children
(% saying child is more likely to have issue)

	Private Infant Adoption		Foster Care System Adoption		International Adoption	
	2012 (A)	2017 (B)	2012 (A)	2017 (B)	2012 (A)	2017 (B)
Problems with trust and bonding	15%	21% A	45%	45%	23%	26%
Problems with behaviour and self control	12%	16%	40%	38%	16%	18%
Problems with school or learning	10%	14% A	36%	34%	24%	33% A
Problems with physical health and disability	5%	9% A	22%	21%	16%	18%

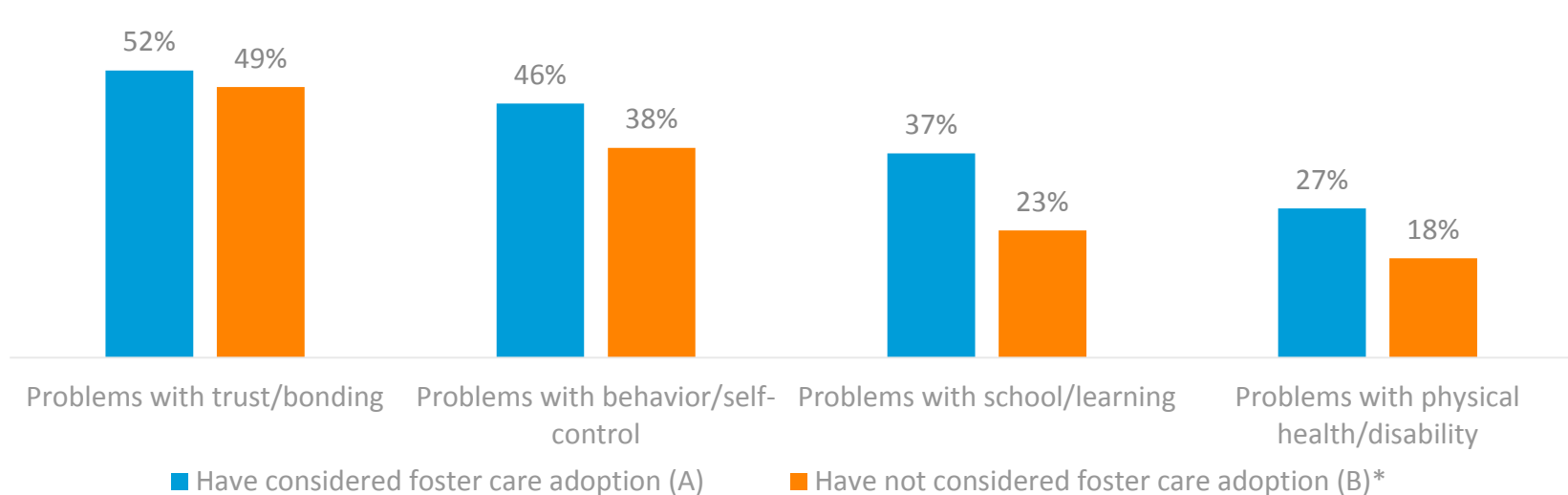
Base: All qualified respondents (2012n=1049; 2017 n=1007)

Q865/Q870/Q875. In general, do you think children adopted through...are less, equally or more likely than other children to have...? (MORE LIKELY)

PERCEPTIONS OF PROBLEMS WITH ADOPTED CHILDREN - AMONG FOSTER CARE POTENTIAL ADOPTERS

Perceptions of problems with foster care children is not holding back people from adoption consideration. Those who say they have considered foster care adoption are just as likely as those who have not to view foster care children as having an array of issues.

Potential for Problems in Adopted Children (% saying child is more likely to have issue)



Base: All qualified respondents (Respondent who have considered/have not considered adopting through foster care system (n=151/93*))
 Q870. In general, do you think children adopted out of foster care are less, equally or more likely than other children to have...? (MORE LIKELY)

*Note: small base size (less than 100)

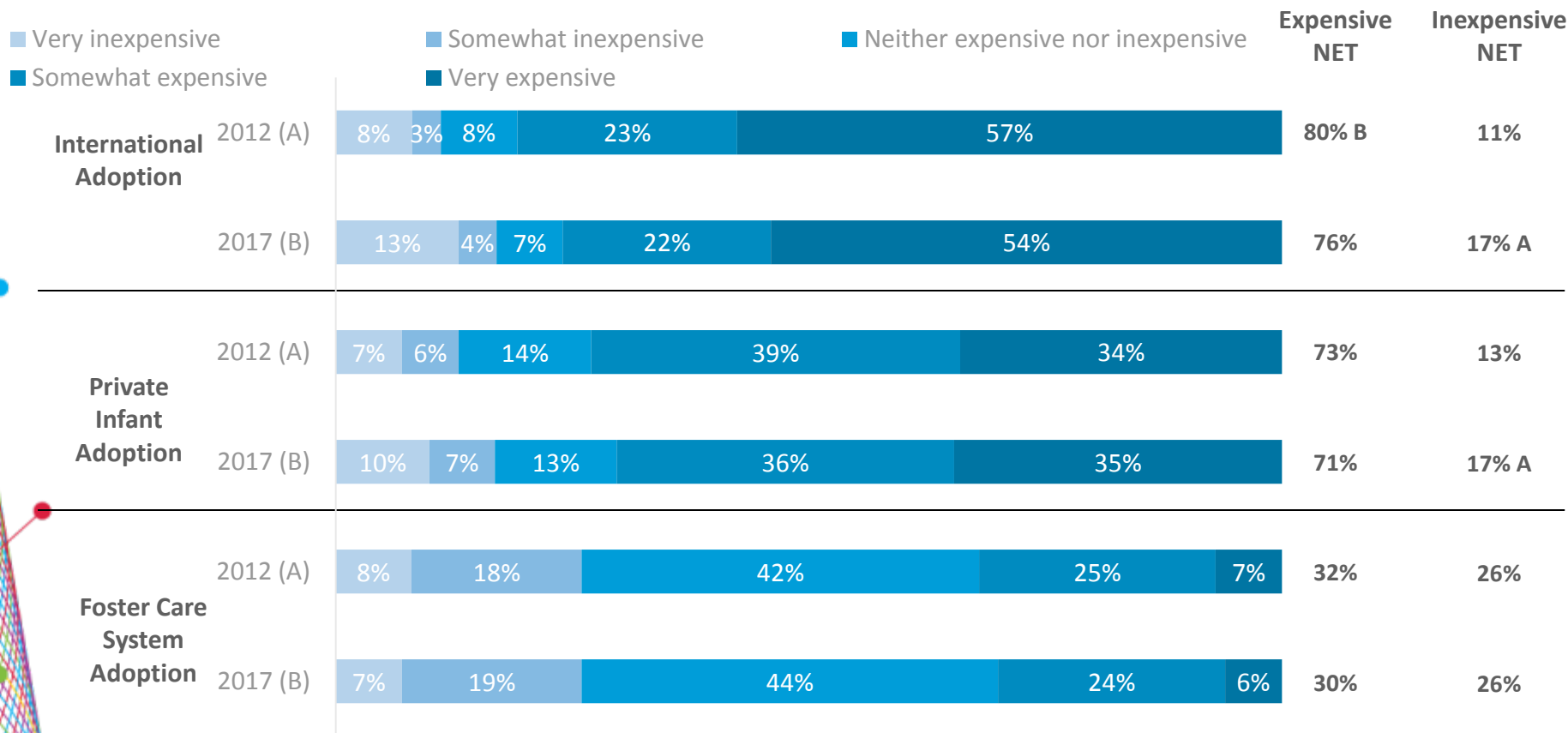


PERCEIVED OBSTACLES TO ADOPTION

PERCEPTIONS OF EXPENSE OF ADOPTION

International adoption is less likely seen as expensive than in 2012, while it, and private adoption are more likely seen as inexpensive. Foster care adoption is still far and away viewed as the lowest cost option.

Perceived Expense of Each Type of Adoption



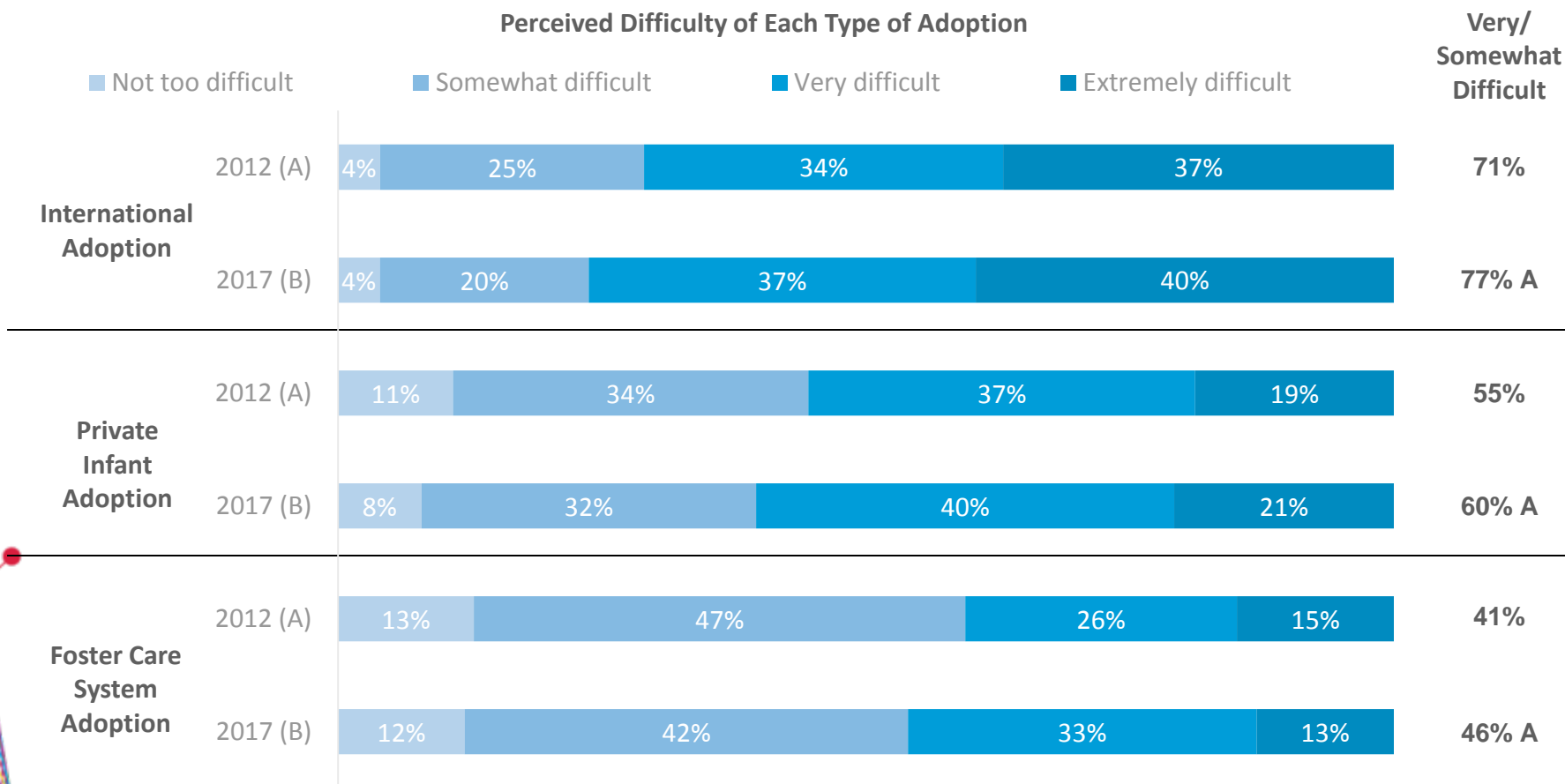
Base: All qualified respondents (2012n=1049; 2017 n=1007)

Q880. How expensive would you say that each type of adoption is, based on what you have read, heard or seen?

Copyright © 2016 The Nielsen Company. Confidential and proprietary.

PERCEPTIONS OF DIFFICULTY OF ADOPTION

The perceived level of difficulty of foster care adoption is lower than that of international adoption or private infant adoption. However, the perceived difficulty of all types of adoption has increased since 2012.



Base: All qualified respondents (2007 n=1660, 2012 n=1049; 2017 n=1007)

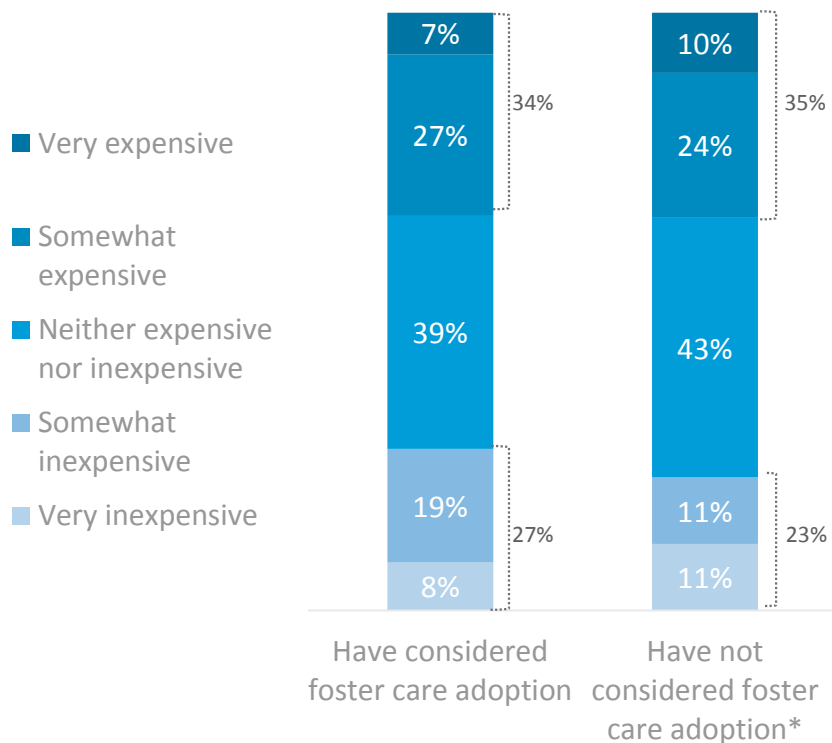
Q885.. Based on what you may have read, heard or seen, how difficult would you say that it is to complete the steps involved in adopting a child?

Copyright © 2016 The Nielsen Company. Confidential and proprietary.

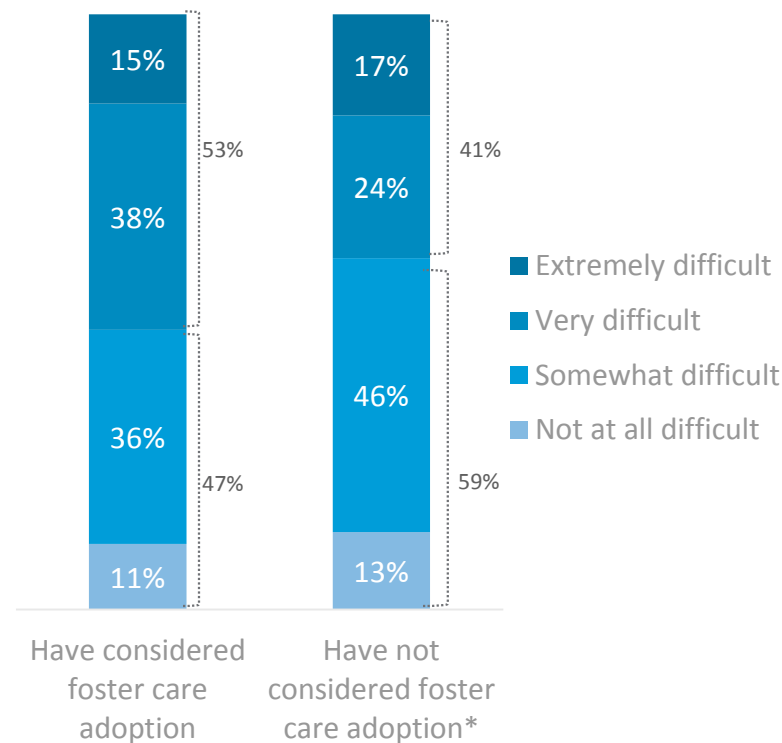
PERCEPTION OF COST AND DIFFICULTY OF FOSTER CARE ADOPTION AMONG POTENTIAL ADOPTERS

Whether or not an adult is considering foster care adoption, perceptions of cost and difficulty are similar.

Perceived Expense of Foster Care Adoption
Base: Foster Care Adoption Consideration Status



Perceived Difficulty of Foster Care Adoption
Base: Foster Care Adoption Consideration Status



Base: All Qualified Respondents (Have considered/have not considered foster care adoption (n=151/93*))

*Note: small base size (less than 100)

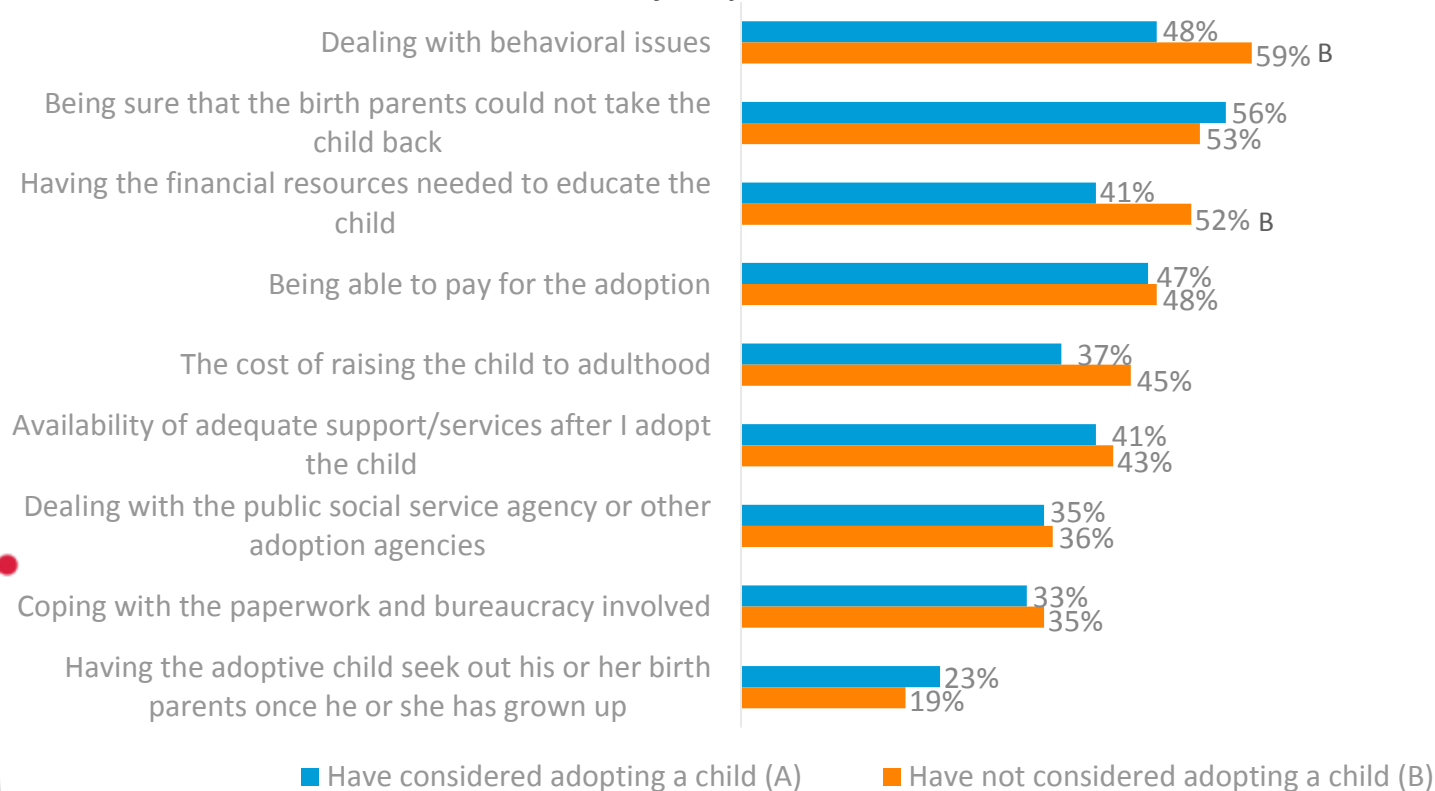
Q880. How expensive would you say that each type of adoption is, based on what you have read, heard or seen?

Q885. Based on what you may have read, heard or seen, how difficult would you say that it is to complete the steps involved in adopting a child?

FOSTER CARE ADOPTION CONCERNS AMONG POTENTIAL ADOPTERS

Those who have considered adopting a child have significantly higher concerns about dealing with behavioural issues and having the financial resources to educate the child.

Concerns of Foster Care Adoption
(% saying major concern)
By Adoption Consideration Status



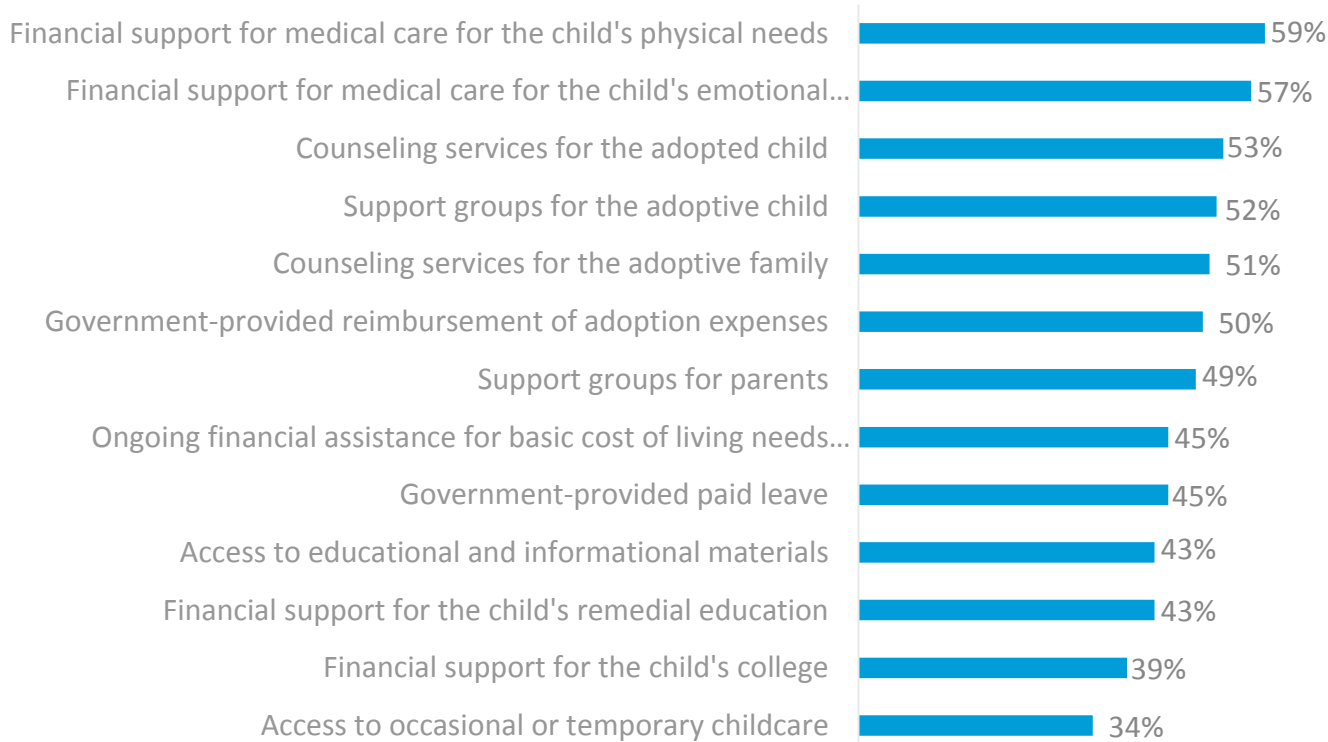
Base: All qualified respondents (Have considered adopting a child (n=251; Have not considered adopting a child (n=723)

Q921. There are a number of concerns that people might have when considering adoption of foster children. For each statement listed below, please rate the level of your concern. (MAJOR/MINOR CONCERN)

IMPACT OF OPPORTUNITY FOR SUPPORT/SERVICES ON DECISION TO PURSUE ADOPTION

Those considering foster care adoption say having financial support for both physical and emotional needs will make the biggest difference on their decision to adopt.

Potential Impact on Pursuit of Foster Care Adoption
(% saying major difference)
By Has Considered Foster Care Adoption



■ Have considered foster care adoption

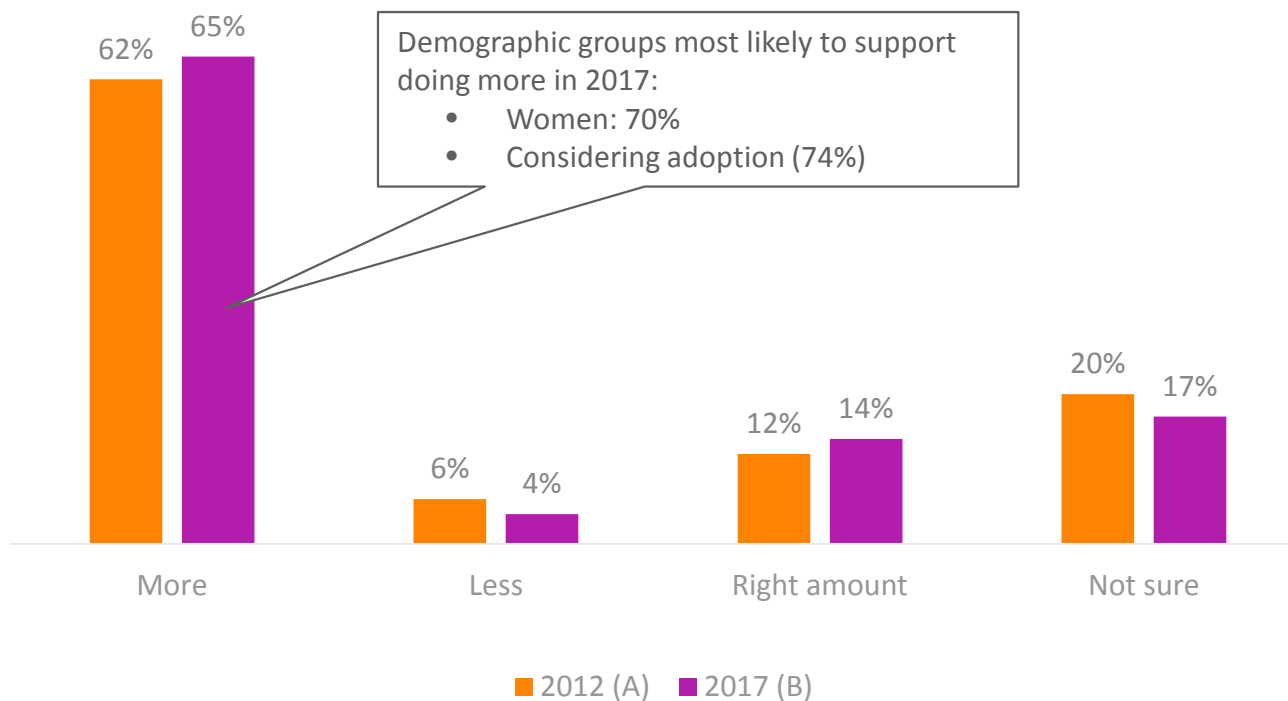
Base: All Qualified Respondents (Have considered foster care adoption (n=151))

Q931. If you were to consider adopting a child (or another child) from the foster care system, please indicate whether each of the following would make a major difference in your decision to pursue adoption, a minor difference, or no difference at all. (MAJOR/MINOR DIFFERENCE)

VIEWS ON DOING MORE TO ENCOURAGE FOSTER CARE ADOPTION


Nearly equivalent with 2012, about two thirds of adults feel society should be doing more to encourage foster care adoption.

What Society Should Be Doing



Base: All qualified respondents (2012 n=1049; 2017 n=1007)

Q905. In general, do you think that we as a society should be doing more, less, or are doing about the right amount to encourage foster care adoption?



DEMOGRAPHICS

2017 DEMOGRAPHICS



Gender

Male	48%
Female	52%



Age

18 – 24	9%
25 – 34	15%
35 – 44	17%
45 – 54	14%
55 – 64	21%
65 and over	23%
Mean	49.4



Marital Status

Never married	26%
Married or civil union	48%
Divorced	8%
Separated	3%
Widow/Widower	6%
Living with partner	10%



Race

White	77%
Black	2%
Mixed Race	3%
First Nation/Native Canadian	3%
Asian/Pacific Islander	7%
Some other race	2%
Decline to Answer	3%



Employment

EMPLOYED (NET)	54%
Employed full time	37%
Employed part time	9%
Self-employed full time	5%
Self-employed part time	5%
Not employed, but looking for work	5%
Not employed and not looking for work	1%
Not employed, unable to work due to a disability or illness	4%
Retired	25%
Student	6%
Stay-at-home spouse or partner	3%

2017 DEMOGRAPHICS



Household Income

Less than \$15,000 (in Canadian dollars)	6%
\$15,000 to \$24,999 (in Canadian dollars)	7%
\$25,000 to \$34,999 (in Canadian dollars)	9%
\$35,000 to \$49,999 (in Canadian dollars)	14%
\$50,000 to \$74,999 (in Canadian dollars)	21%
\$75,000 to \$99,999 (in Canadian dollars)	13%
\$100,000 to \$124,999 (in Canadian dollars)	8%
\$125,000 to \$149,999 (in Canadian dollars)	4%
\$150,000 to \$199,999 (in Canadian dollars)	4%
\$200,000 to \$249,999 (in Canadian dollars)	1%
\$250,000 or more (in Canadian dollars)	1%
Decline to answer	12%



Education

HIGH SCHOOL OR LESS (NET) 26%

Less Than Secondary School (high school)	1%
Completed some Secondary School (high school)	9%
Graduated from Secondary School (high school)	17%

ATTENDED COLLEGE/UNIVERSITY OR DEGREE (NET) 43%

Trade Certificate or diploma	9%
Certificate or Diploma from Community College, Institution, CEGEP	16%
Teaching Certificate from Provincial Department of Education	2%
Completed some college/university study, but no degree	11%
University Certificate or Diploma below Bachelor's Level	4%

ATTENDED GRADUATE SCHOOL OR GRADUATE DEGREE (NET) 31%

Bachelor's degree	24%
Graduate or Professional degree above Bachelor's level	7%